

SHBA & CO LLP

Chartered Accountants

INDEPENDENT AUDITOR'S REPORT

To the Members of
Chembond Water Technologies Limited

Report on the Audit of the Financial Statements:

Opinion

We have audited the financial statements of Chembond Water Technologies Limited ("the Company"), which comprise the Balance sheet as at 31st March 2026, the statement of Profit and Loss (including other comprehensive income), the statement of changes in equity, the statement of cash flows for the year then ended and notes to the financial statements, including a summary of significant accounting policies and other explanatory information.

In our opinion and to the best of our information and according to the explanations given to us, the aforesaid financial statements give the information required by the Companies Act, 2013 ("Act") in the manner so required and give a true and fair view in conformity with the Indian Accounting Standards ('Ind AS') specified under section 133 of the Act read with the Companies (Indian Accounting Standards as amended) Rules, 2015 and other accounting principles generally accepted in India of the state of affairs of the Company as at 31st March 2026, and profit (including other comprehensive income), changes in equity and its cash flows for the year ended on that date.

Basis for Opinion

We conducted our audit in accordance with the Standards on Auditing (SAs) specified under section 143(10) of the Act. Our responsibilities under those Standards are further described in the Auditor's Responsibilities for the Audit of the Financial Statements section of our report.

We are independent of the Company in accordance with the Code of Ethics issued by the Institute of Chartered Accountants of India together with the ethical requirements that are relevant to our audit of the financial statements under the provisions of the Act and the Rules thereunder, and we have fulfilled our other ethical responsibilities in accordance with these requirements and the Code of Ethics.

We believe that the audit evidence we have obtained is sufficient and appropriate to provide a basis for our opinion.

SHBA & CO LLP

Registered Office:

912, Solaris One,
N. S. Phadke Road, Near East-West Flyover
Andheri (E), Mumbai - 400069

T: 022 6133 8000
E: info@shba.in
shba.in

Branch office:

G-2A, Dosti Pinnacle, Next to new Passport office, T: 022 40101995 / 2995
Road No. 22, Wagle Industrial Estate
Thane (W) - 400604

SHBA & CO LLP (LLPIN: AAD-4885) [formerly known as Bathiya & Associates LLP] is a Limited Liability Partnership registered in India with limited liability under Limited Liability Partnership Act, 2008.



Information Other than the Financial Statements and Auditor's Report Thereon

The Company's Board of Directors is responsible for the other information. The other information comprises the Board's Report including Annexures to Board's Report but does not include the financial statements and our auditor's reports thereon.

Our opinion on the financial statements does not cover the other information and we do not express any form of assurance conclusion thereon.

In connection with our audit of the financial statements, our responsibility is to read the other information and, in doing so, consider whether the other information is materially inconsistent with the financial statements or our knowledge obtained in the audit or otherwise appears to be materially misstated. If, based on the work we have performed, we conclude that there is a material misstatement of this other information, we are required to report that fact to those charged with governance. We have nothing to report on in this regard.

Responsibilities of management and Those Charged with Governance for the Financial Statements

The accompanying financial statements have been approved by the Company's Board of Directors. The Company's Board of Directors are responsible for the matters stated in section 134(5) of the Act with respect to the preparation of these financial statements that give a true and fair view of the financial position, financial performance, total comprehensive income, changes in equity and cash flows of the Company in accordance with the accounting principles generally accepted in India, including the Indian accounting Standards (Ind AS) specified under section 133 of the Act.

This responsibility also includes maintenance of adequate accounting records in accordance with the provisions of the Act for safeguarding of the assets of the Company and for preventing and detecting frauds and other irregularities; selection and application of appropriate accounting policies; making judgments and estimates that are reasonable and prudent; and design, implementation and maintenance of adequate internal financial controls, that were operating effectively for ensuring the accuracy and completeness of the accounting records, relevant to the preparation and presentation of the financial statements that give a true and fair view and are free from material misstatement, whether due to fraud or error.

In preparing the financial statements, management is responsible for assessing the Company's ability to continue as a going concern, disclosing, as applicable, matters related to going concern and using the going concern basis of accounting unless management either intends to liquidate the Company or to cease operations, or has no realistic alternative but to do so. The Board of Directors are also responsible for overseeing the Company's financial reporting process.

Auditor's Responsibilities for the Audit of the Financial Statements:

Our objectives are to obtain reasonable assurance about whether the financial statements as a whole are free from material misstatement, whether due to fraud or error, and to issue an auditor's report that includes our opinion. Reasonable assurance is a high level of assurance but is not a guarantee that an audit conducted in accordance with SAs will always detect a material misstatement when it exists. Misstatements can arise from fraud or error and are considered material if, individually or in the aggregate, they could reasonably be expected to influence the economic decisions of users taken on the basis of these financial statements.

As part of an audit in accordance with SAs, we exercise professional judgment and maintain professional skepticism throughout the audit. We also:

- Identify and assess the risks of material misstatement of the financial statements, whether due to fraud or error, design and perform audit procedures responsive to those risks, and obtain audit evidence that is



sufficient and appropriate to provide a basis for our opinion. The risk of not detecting a material misstatement resulting from fraud is higher than for one resulting from error, as fraud may involve collusion, forgery, intentional omissions, misrepresentations, or the override of internal control.

- Obtain an understanding of internal control relevant to the audit in order to design audit procedures that are appropriate in the circumstances. Under section 143(3)(i) of the Act, we are also responsible for expressing our opinion on whether the Company has adequate internal financial controls system in place and the operating effectiveness of such controls.
- Evaluate the appropriateness of accounting policies used and the reasonableness of accounting estimates and related disclosures made by management.
- Conclude on the appropriateness of management's use of the going concern basis of accounting and, based on the audit evidence obtained, whether a material uncertainty exists related to events or conditions that may cast significant doubt on the Company's ability to continue as a going concern. If we conclude that material uncertainty exists, we are required to draw attention in our auditor's report to the related disclosures in the financial statements or, if such disclosures are inadequate, to modify our opinion. Our conclusions are based on the audit evidence obtained up to the date of our auditor's report. However, future events or conditions may cause the Company to cease to continue as a going concern.
- Evaluate the overall presentation, structure and content of the financial statements, including the disclosures, and whether the financial statements represent the underlying transactions and events in a manner that achieves fair presentation.
- Obtain sufficient appropriate audit evidence regarding the financial statements of the Company to express an opinion on the financial statements.

Materiality is the magnitude of misstatements in the financial statements that, individually or in aggregate, makes it probable that the economic decisions of a reasonably knowledgeable user of the financial statements may be influenced. We consider quantitative materiality and qualitative factors in (i) planning the scope of our audit work and in evaluating the results of our work; and (ii) evaluating the effect of any identified misstatements in the financial statements.

We communicate with those charged with governance regarding, among other matters, the planned scope and timing of the audit and significant audit findings, including any significant deficiencies in internal control that we identify during our audit.

We also provide those charged with governance with a statement that we have complied with relevant ethical requirements regarding independence, and to communicate with them all relationships and other matters that may reasonably be thought to bear on our independence, and where applicable, related safeguards.

Report on Other Legal and Regulatory Requirements

1. As required by Companies (Auditor's Report) Order, 2020 ("the Order") issued by the Central Government of India in terms of section 143(11) of the Act, we give in the **Annexure A**, a statement on the matters specified in the paragraph 3 and 4 of the Order, to the extent applicable.
2. Further to our comments in Annexure A, as required by Section 143 (3) of the Act, we report that:
 - a. We have sought and obtained all the information and explanations which to the best of our knowledge and belief were necessary for the purposes of our audit;



- b. In our opinion proper books of account as required by law relating to preparation of the financial statements have been kept by the Company so far as it appears from our examination of those books; except for the matters stated in 3(vi) below.
 - c. The Balance sheet, the statement of Profit and Loss (including Other Comprehensive Income), the statement of changes in equity and the cash flow statement dealt with by this Report are in agreement with the books of account maintained for the purpose of preparation of these financial statements;
 - d. In our opinion, the aforesaid financial statements comply with the Indian Accounting Standards specified under Section 133 of the Act.
 - e. On the basis of the written representations received from the directors as on 31st March, 2026, taken on record by the Board of Directors, none of the directors is disqualified as on 31st March, 2026, from being appointed as a director in terms of Section 164 (2) of the Act;
 - f. With respect to the adequacy of the internal financial controls over financial reporting of the Company and the operating effectiveness of such controls, refer to our separate report in “**Annexure B**”.
3. With respect to the other matters to be included in the Auditors’ Report in accordance with Rule 11 of the Companies (Audit and Auditors) Rules, 2014, in our opinion and to the best of our information and according to the explanations given to us:
- i. The Company has disclosed the impact of pending litigations on its financial position in its financial statements – Refer note no. 45 to the financial statements;
 - ii. The Company does not have any long-term contracts including derivative contracts for which there were any material foreseeable losses.
 - iii. There were no amount required to be transferred to Investor Education and Protection Fund by the Company in accordance to the provision of the Act, and rules made there under.
 - iv. a) The management has represented that, to the best of its knowledge and belief as disclosed in note no. 42 (D), no funds have been advanced or loaned or invested (either from borrowed funds or securities premium or any other sources or kind of funds) by the Company to or in any other person(s) or entity(entities), including foreign entities (“Intermediaries”), with the understanding, whether recorded in writing or otherwise, that the Intermediary shall, whether, directly or indirectly lend or invest in other persons or entities identified in any manner whatsoever by or on behalf of the Company (“Ultimate Beneficiaries”) or provide any guarantee, security or like on behalf of the Ultimate Beneficiaries.

b) The management has represented that to the best of its knowledge and belief as disclosed in note no. 42 (E), no funds have been received by the Company from any person(s) or entity(entities), including foreign entities (“Funding Parties”), with the Understanding, whether recorded in writing or otherwise, that the Company shall, whether directly or indirectly lend or invest in other persons or entities identified in any manner whatsoever by or on behalf of the funding party (“Ultimate Beneficiaries”) or provide any guarantee, security or the like on behalf of the Ultimate Beneficiaries.

c) Based on such audit procedures that we have considered reasonable and appropriate in the circumstances, nothing has come to our notice that has caused us believe that management representations under sub-clause (a) and (b) above contain any material misstatement.



- v. The dividend declared or paid during the year by the Company is in compliance with Section 123 of the Act.
- vi. Based on our examination which included test checks, the Company has used accounting software for maintaining its books of account which has a feature of recording audit trail (edit log) facility and the same has operated throughout the year for all relevant transactions recorded in the software / application. Further, based on the information and documents provided by the management during our audit, we did not come across any instance of audit trail feature being tampered with and the audit trail has been preserved in accordance with the requirements of section 128(5) of the Companies Act, 2013 for record retention.

4. With respect to the matter to be included in the Auditors' Report under section 197(16):

In our opinion and according to the information and explanations given to us, the Company has paid and / or provided remuneration to its directors during the year ended 31st March, 2026 in accordance with the provisions of Section 197 of the Act.

For **S H B A & C O L L P**
Chartered Accountants
Firm Registration No. 101046W / W100063



Jatin A. Thakkar

Partner

Membership No.: 134767

Place: Mumbai

Date :16th May, 2026

UDIN: 26134767VFDRBW7445



Annexure - A to the Independent Auditors' Report

(Referred to in paragraph 1 under 'Report on Other Legal and Regulatory Requirements' section of our report of even date for the year ended 31st March, 2026)

Report on Companies (Auditor's Report) Order, 2020 ("the Order") issued by the Central Government of India in terms of Section 143(11) of the Companies Act, 2013 ("the Act") of the Company.

- (i)
- (a) [A] The company has maintained proper records showing full particulars, including quantitative details and situation of property, plant and equipment.
- [B] The Company has maintained proper records showing full particulars of Intangible assets.
- (b) The Company has a regular program of physical verification of its property, plant and equipment, under which the assets are physically verified in a phased manner over a period of three years, which, in our opinion, is reasonable having regard to the size of the Company and the nature of its assets. In accordance with this program, certain property, plant and equipment were verified during the year and no material discrepancies were noticed on such verification.
- (c) The Company does not hold any immovable property. Accordingly, reporting under clause 3(i)(c) of the Order is not applicable to the Company.
- (d) The Company has not revalued its property, plant and equipment and intangible assets during the year.
- (e) No proceedings have been initiated or are pending against the Company for holding any benami property under the Benami Transactions (Prohibition) Act, 1988 (45 of 1988) and rules made thereunder. Accordingly, reporting under clause 3(i)(e) of the Order is not applicable to the Company.
- (ii) (a) The management has conducted physical verification of inventory at reasonable intervals during the year. In our opinion, the coverage and procedure of such verification by the management is appropriate and no discrepancies of 10% or more in the aggregate for each class of inventory were noticed.
- (b) The Company has a working capital limit in excess of Rs. 500.00 lakhs sanctioned by a bank based on the security of current assets. The quarterly statements, in respect of the working capital limits have been filed by the Company with such bank and such statements are in agreement with the books of account of the Company for the respective periods as reported in note no. 20 of the financial statements.
- (iii)
- (a) The Company has not provided a loan or provided advances in the nature of loans, or stood guarantee, or provided security to any other entities. Accordingly, reporting under clause 3(iii)(a) of the Order is not applicable to the Company.
- (b) The Company has not provided or given any guarantee, security or advances in the nature of loans during the year. In our opinion, and according to the information and explanations given to us, investments made are, prima facie, not prejudicial to the interest of the Company.
- (c) The Company has not provided any loans and advances in the nature of loans, Accordingly, reporting under clauses 3(iii)(c) to 3(iii)(f) of the Order are not applicable to the Company.
- (iv) In our opinion and according to the information and explanations given to us, the Company has complied with the provisions of Section 186 of the Act, in respect of investments. The Company has not given loans, given guarantees and provided securities covered by provisions of Section 185 and 186 of the Act.



- (v) In our opinion, and according to the information and explanations given to us, the Company has not accepted any deposits or there is no amount which has been considered as deemed deposit within the meaning of sections 73 to 76 of the Act and the Companies (Acceptance of Deposits) Rules, 2014 (as amended). Accordingly, reporting under clause 3(v) of the Order is not applicable to the Company.
- (vi) On the basis of explanation and representation given by the management and on our broad review of the cost records maintained by the Company pursuant to the Companies (cost records and audit) Rules, 2014 prescribed by the Central Government under Section 148(1) of the Act, we are of the opinion that prima facie the prescribed cost records have been made and maintained. We have, however, not made a detailed examination of the cost records with a view to determine whether they are accurate or complete.
- (vii)
- (a) As per information and explanations given to us, undisputed statutory dues including provident fund, employees' state insurance, income tax, profession tax, Goods and Service Tax, custom duty, cess and other statutory dues applicable to the Company have generally been regularly deposited with the appropriate authorities though there has been delays in deposit in a few cases which are not serious. Further, there are no undisputed amounts payable in respect of above-mentioned statutory dues which were in arrears, as at 31st March, 2026 for a period of more than six months from the date they became payable.
- (b) According to the information and explanation given to us, there are no dues of income tax, sales tax, service tax, Goods and Service Tax, custom duty, excise duty and cess, which have not been deposited on account of any dispute except in the case of the following disputes which are pending:

Name of statute	Nature of the Dues	Amount (₹. In lakhs)	Period to which the amount relates	Forum where dispute is pending
Income Tax Act, 1961	Income Tax	8.75	FY 2008-09	Deputy Commissioner of Income Tax (Appeals)
Income Tax Act, 1961	Income Tax	1.01	FY 2019 - 20	Centralized Processing Center Income Tax Department
Income Tax (TDS)	TDS defaults	0.26	Prior periods (2007 - 12)	Assistant Commissioner of Income Tax CPC-TDS
Goods and Service Tax, 2017	Goods and Service Tax	11.92	FY 2017 - 18	State Tax Officer, GST Department
Goods and Service Tax, 2017	Goods and Service Tax	7.85	FY 2018 - 19	Assistant Commissioner, GST Department
TOTAL		29.78		

- (viii) According to the information and explanations given to us, no transactions were surrendered or disclosed as income during the year in the tax assessments under the Income Tax Act, 1961 (43 of 1961) which have not been recorded in the books of accounts.
- (ix)(a) According to the information and explanations given to us, the Company has not defaulted in repayment of its loans or borrowings or in the payment of interest thereon to any lender.
- (b) According to the information and explanations given to us including representation received from the management of the Company, and on the basis of our audit procedures, we report that the Company has not been declared a willful defaulter by any bank or financial institution or other lender.
- (c) On the basis of records of the Company examined by us and according to the information and explanations given to us, the Company has not raised money by way of term loan during the year. Therefore, clause 3(ix)(c) of the aforesaid Order is not applicable to the Company.



- (d) On an overall examination of the Financial Statement of the Company, Funds raised on short-term basis have, not been used during the year for Long-term purposes by the Company.
- (e) According to the information and explanations given to us and on an overall examination of the financial statements of the Company, the Company has not taken any funds from any entity or person on account of or to meet the obligations of its subsidiaries.
- (f) According to the information and explanations given to us, the Company has not raised any loans during the year on the pledge of securities held in its subsidiaries.
- (x) (a) In our opinion and according to the information and explanations given to us, the Company has not raised money by way of initial public offer during the year. Accordingly, reporting under clause 3(x)(a) of the Order is not applicable to the Company.
- (b) According to the information and explanations given to us, the Company has not made any preferential allotment or private placement of shares or (fully, partially or optionally) convertible debentures during the year. Accordingly, reporting under clause 3(x)(b) of the Order is not applicable to the Company.
- (xi) (a) To the best of our knowledge and according to the information and explanations given to us, no fraud by the Company or on the Company has been noticed or reported during the period covered by our audit.
- (b) No report under sub-section (12) of Section 143 of the Act has been filed by the auditors in Form ADT-4 as prescribed under Rule 13 of Companies (Audit and Auditors) Rules, 2014 with the Central Government for the period covered by our audit.
- (c) According to the information and explanations given to us including the representation made to us by the management of the Company, there are no whistle-blower complaints received by the Company during the year.
- (xii) The Company is not a Nidhi Company and the Nidhi Rules, 2014 are not applicable to it. Accordingly, reporting under clause 3(xii) of the Order is not applicable to the Company.
- (xiii) In our opinion and according to the information and explanations given to us, all transactions entered into by the Company with the related parties are in compliance with sections 177 and 188 of the Act, where applicable. Further, the details of such related party transactions have been disclosed in the financial statements, as required under Indian Accounting Standard (Ind AS) 24, Related Party Disclosures specified in Companies (Indian Accounting Standards) Rules 2015 as prescribed under section 133 of the Act.
- (xiv) Based on information and explanations provided to us and our audit procedures, in our opinion, the Company has an internal audit system commensurate with the size and nature of its business. We have considered the internal audit reports of the Company issued till date for the period under audit.
- (xv) According to the information and explanation given to us, the Company has not entered into any non-cash transactions with its directors or persons connected with them and accordingly, the provisions of section 192 of the Act are not applicable to the Company.
- (xvi) (a) The Company is not required to be registered under Section 45-IA of the Reserve Bank of India Act, 1934. Accordingly, clause 3(xvi) (a) of the Order is not applicable.
- (b) The Company is not required to be registered under Section 45-IA of the Reserve Bank of India Act, 1934. Accordingly, clause 3(xvi) (b) of the Order is not applicable.
- (c) The Company is not a Core Investment Company (CIC) as defined in the regulations made by the Reserve Bank of India. Accordingly, clause 3(xvi)(c) of the Order is not applicable.



(d) According to the information and explanations provided to us during the course of audit, the Group (as defined in Core Investment Companies (Reserve Bank) Directions, 2016) does not have any CIC. Accordingly, the requirements of clause 3(xvi)(d) are not applicable.

- (xvii) The Company has not incurred any cash loss in the current as well as the immediately preceding financial year.
- (xviii) There has been no resignation of the statutory auditors during the year. Accordingly, reporting under clause 3(xviii) of the Order is not applicable to the Company.
- (xix) According to the information and explanations given to us and on the basis of the financial ratios, ageing and expected dates of realisation of financial assets and payment of financial liabilities, our knowledge of the plans of the Board of Directors and management, nothing has come to our attention, which causes us to believe that any material uncertainty exists as on the date of the audit report that Company is not capable of meeting its liabilities existing at the date of balance sheet as and when they fall due within a period of one year from the balance sheet date. We, however, state that this is not an assurance as to the future viability of the company. We further state that our reporting is based on the facts up to the date of the audit report and we neither give any guarantee nor any assurance that all liabilities falling due within a period of one year from the balance sheet date, will get discharged by the company as and when they fall due.
- (xx) In our opinion and according to the information and explanations given to us, there is no unspent amount under subsection (5) of Section 135 of the Act pursuant to any project. Accordingly, clauses 3(xx)(a) and 3(xx)(b) of the Order are not applicable.
- (xxi) The reporting under clause (xxi) is not applicable in respect of audit of standalone financial statements of the Company. Accordingly, no comment has been included in respect of said clause under this report.

For **SHBA & CO LLP**

Chartered Accountants

Firm Registration No. 101046W / W100063



Jatin A. Thakkar

Partner

Membership No.: 134767

Place: Mumbai

Date: 16th May, 2026



Annexure - B to the Independent Auditors' Report

(Referred to in paragraph 2(f) under 'Report on Other Legal and Regulatory Requirements' section of our report of even date for the year ended 31st March, 2026)

Report on the Internal Financial Controls over Financial Reporting under Clause (i) of Sub-section 3 of Section 143 of the Companies Act, 2013 ("the Act")

We have audited the internal financial controls over financial reporting of Chembond Water Technologies Limited ("the Company") as of 31st March, 2026 in conjunction with our audit of the financial statements of the Company for the year ended on that date.

Management's Responsibility for Internal Financial Controls

The Company's Management is responsible for establishing and maintaining internal financial controls based on the internal control over financial reporting criteria established by the Company considering the essential components of internal control stated in the Guidance Note on Audit of Internal Financial Controls over Financial Reporting issued by the Institute of Chartered Accountants of India (the 'Guidance Note'). These responsibilities include the design, implementation and maintenance of adequate internal financial controls that were operating effectively for ensuring the orderly and efficient conduct of its business, including adherence to Company's policies, the safeguarding of its assets, the prevention and detection of frauds and errors, the accuracy and completeness of the accounting records, and the timely preparation of reliable financial information, as required under the Act.

Auditors' Responsibility

Our responsibility is to express an opinion on the Company's internal financial controls over financial reporting based on our audit. We conducted our audit in accordance with the Guidance Note and the Standards on Auditing, deemed to be prescribed under section 143(10) of the Act, to the extent applicable to an audit of internal financial controls. Those Standards and the Guidance Note require that we comply with ethical requirements and plan and perform the audit to obtain reasonable assurance about whether adequate internal financial controls over financial reporting was established and maintained and if such controls operated effectively in all material respects.

Our audit involves performing procedures to obtain audit evidence about the adequacy of the internal financial controls system over financial reporting and their operating effectiveness. Our audit of internal financial controls over financial reporting included obtaining an understanding of internal financial controls over financial reporting, assessing the risk that a material weakness exists, and testing and evaluating the design and operating effectiveness of internal control based on the assessed risk. The procedures selected depend on the auditors' judgment, including the assessment of the risks of material misstatement of the financial statements, whether due to fraud or error.

We believe that the audit evidence we have obtained is sufficient and appropriate to provide a basis for our audit opinion on the Company's internal financial controls system over financial reporting.

Meaning of Internal Financial Controls over Financial Reporting

A Company's internal financial control over financial reporting is a process designed to provide reasonable assurance regarding the reliability of financial reporting and the preparation of financial statements for external purposes in accordance with generally accepted accounting principles. A Company's internal financial control over financial reporting includes those policies and procedures that:

- (1) Pertain to the maintenance of records that, in reasonable detail, accurately and fairly reflect the transactions and dispositions of the assets of the Company;
- (2) Provide reasonable assurance that transactions are recorded as necessary to permit preparation of financial statements in accordance with generally accepted accounting principles, and that receipts and



expenditures of the Company are being made only in accordance with authorizations of Management and directors of the Company; and

(3) Provide reasonable assurance regarding prevention or timely detection of unauthorized acquisition, use, or disposition of the Company's assets that could have a material effect on the financial statements.

Inherent Limitations of Internal Financial Controls over Financial Reporting

Because of the inherent limitations of internal financial controls over financial reporting, including the possibility of collusion or improper Management override of controls, material misstatements due to error or fraud may occur and not be detected. Also, projections of any evaluation of the internal financial controls over financial reporting to future periods are subject to the risk that the internal financial control over financial reporting may become inadequate because of changes in conditions, or that the degree of compliance with the policies or procedures may deteriorate.

Opinion

In our opinion, to the best of our information and according to the explanations given to us, the Company has, in all material respects, an adequate internal financial controls system over financial reporting and such internal financial controls over financial reporting were operating effectively as at 31st March, 2026, based on the internal control over financial reporting criteria established by the Company considering the essential components of internal control stated in the Guidance Note.

For **SHBA & CO LLP**

Chartered Accountants

Firm Registration No. 101046W / W100063



Jatin A. Thakkar

Partner

Membership No.: 134767

Place: Mumbai

Date: 16th May, 2026.



Chembond Water Technologies Limited

Balance Sheet as at 31st March, 2026


CIN: U24110MH1984PLC143564

(₹ in lakhs except otherwise stated)

Particulars		Notes	As at 31/03/2026	As at 31/03/2025
ASSETS				
1 Non-current assets				
(a)	Property, plant and equipment	3	470.02	593.52
(b)	Capital work-in-progress	3	0.69	-
(c)	Other Intangible Assets	3	2.83	2.59
(d)	Financial Assets			
	i)Investments	4	154.28	156.28
	ii)Other financial assets	5	779.97	671.88
(e)	Deferred tax assets (net)	6	188.59	258.28
(f)	Income tax asset (net)	7	458.33	243.05
Total Non-current assets			2,054.71	1,925.61
2 Current Assets				
(a)	Inventories	8	1,546.97	1,123.91
(b)	Financial Assets			
	i)Investments	9	1,547.89	1,309.08
	ii)Trade receivables	10	9,404.49	8,046.14
	iii)Cash and cash equivalents	11	516.27	350.71
	iv)Bank balances other than (iii) above	12	2,416.58	1,870.05
	v)Loans	13	-	2.14
	vi)Other financial assets	14	78.29	64.61
(c)	Other current assets	15	110.39	91.06
Total current assets			15,620.87	12,857.70
Total Assets			17,675.58	14,783.31
EQUITY AND LIABILITIES				
Equity				
(a)	Equity Share capital	16	50.00	50.00
(b)	Other equity	17	14,106.62	11,701.17
Total Equity			14,156.62	11,751.17
Liabilities				
(1) Non-Current Liabilities				
(a)	Provisions	18	123.06	6.63
(b)	Other non-current liabilities	19	34.80	33.74
Total Non-current liabilities			157.86	40.37
(2) Current liabilities				
(a)	Financial liabilities			
	i)Trade payables			
	(A) Total outstanding dues of Micro enterprises and Small enterprises	21	1,046.82	168.59
	(B) Total outstanding dues of creditors other than micro enterprises and small enterprises	21	1,528.97	2,069.53
(b)	Other current liabilities	22	700.81	691.32
(c)	Provisions	23	84.49	62.34
Total current liabilities			3,361.10	2,991.77
Total Equity and Liabilities			17,675.58	14,783.31
Notes forming part of Financial statements		1-51		

As per our attached report of even date

For S H B A & Co LLP
Chartered Accountants
FRN - 101046W/W100063
UDIN: 26134767VFDRBW7445



Jatin A. Thakkar
Partner
Membership No. : 134767

Place : Mumbai.
Date : 16th May,2026



For and On behalf of the Board of Directors
Chembond Water Technologies Limited
CIN: U24110MH1984PLC143564



Nirmal V. Shah
Managing Director
DIN : 00083853

Place : Mumbai.
Date : 16th May,2026



Vinod J. Deshpande
Director
DIN: 07529370

Place : Mumbai.
Date : 16th May,2026

Chembond Water Technologies Ltd.

Statement of Profit and Loss for the year ended 31st March, 2026

Particulars	Notes	FY 2025-26	FY 2024-25
I Revenue From Operations	24	26,490.57	22,985.54
II Other Income	25	344.37	133.19
III Total Income (I+II)		26,834.95	23,418.73
IV Expenses :			
Cost of Materials Consumed	26	13,804.38	11,398.92
Purchases of Stock-in-trade	27	317.21	185.54
Changes in Inventories of Finished goods, Work In Progress and Stock-in-Trade	28	(166.70)	(0.07)
Employee Benefits Expense	29	4,733.33	3,766.25
Finance Costs	30	58.58	56.16
Depreciation and Amortisation expense	31	301.67	222.65
Other Expenses	32	4,309.27	4,243.89
Total Expenses (IV)		23,357.74	19,873.34
V Profit before Exceptional items and Tax (III-IV)		3,477.21	3,545.39
VI Exceptional Items		-	-
VII Profit before Tax (V+VI)		3,477.21	3,545.39
VIII Tax Expense			
(a) Current Tax		789.02	899.76
(b) Deferred Tax		60.39	(8.65)
Total Tax Expense		849.41	891.11
IX Profit for the Year (VII-VIII)		2,627.79	2,654.29
X Other Comprehensive Income			
1 i) Items that will not be reclassified to profit or loss		36.97	(20.35)
ii) Income Tax relating to items that will not be reclassified to profit or loss		(9.30)	5.12
2 i) Items that will be reclassified to profit or loss		-	-
ii) Income Tax relating to items that will be reclassified to profit or loss		-	-
Other Comprehensive Income		27.67	(15.22)
Total Comprehensive Income (IX+X)		2,655.46	2,639.06
XI Earning Per Equity Share of Face Value of Rs. 10 each	43		
Basic (in Rs.)		525.56	530.86
Diluted (in Rs.)		525.56	530.86
Notes forming part of Financial statements	1-51		
As per our attached report of even date			

For S H B A & Co LLP
Chartered Accountants
FRN - 101046W/W100063
UDIN: 26134767VFDRBW7445

For and On behalf of the Board of Directors
Chembond Water Technologies Limited
CIN: U24110MH1984PLC143564

Jatin A. Thakkar

Jatin A. Thakkar
Partner
Membership No. : 134767

Place : Mumbai.
Date : 16th May,2026



Nirmal V. Shah

Nirmal V. Shah
Managing Director
DIN : 00083853

Place : Mumbai.
Date : 16th May,2026

Vinod J. Deshpande

Vinod J. Deshpande
Director
DIN: 07529370

Place : Mumbai.
Date : 16th May,2026

Chembond Water Technologies Limited
Statement of Cash Flow for the year ended 31st March 2026

Particulars	Year ended 31st March, 2026		Year ended 31st March, 2025	
A. Cash Flow From Operating Activities				
Profit before tax		3,477.21		3,545.39
Adjustments for:				
Depreciation and Amortization	301.67		222.65	
Loss on Sale of Property, Plant & Equipment	-		0.08	
Net Loss on sale of Investment / Fair valuation of investment	11.66		-	
Finance Cost	58.58		56.16	
Less :		371.91		278.89
Net Gain on sale of Investment / Fair valuation of investment	0.00		78.00	
Unrealised Foreign Exchange Fluctuation Gain	4.08		2.34	
Interest on bank deposits and loans at amortised cost	195.26		159.10	
Dividend Received	100.57		150.00	
Reversal of Provision for Doubtful Debts	495.28			
Operating profit before working capital changes		(795.19)		(389.43)
Adjustments for:		3,053.93		3,434.85
Trade and Other Receivables	(1,115.87)		(2,250.22)	
Inventories	(423.06)		(48.14)	
Trade and Other Payables	486.82		277.01	
Cash generated from operating activities		(1,052.11)		(2,021.35)
Income taxes paid (Net of Refund)		2,001.82		1413.50
		(849.41)		(891.11)
Net cash generated from operating activities (A)		1152.41		522.39
B. Cash Flow From Investing Activities				
Purchase of Property, plant & equipments		(179.10)		(391.01)
Purchase of Investment		(870.00)		(580.00)
Sale of Investment		621.52		240.00
Interest on bank deposits and loans at amortised cost		195.26		159.10
Investment in Fixed deposit		(546.53)		(1,870.05)
Dividend Income		100.57		150.00
Net cash used in investing activities (B)		(678.26)		(2,291.96)
C. Cash Flow From Financing Activities:				
Dividend paid		(250.00)		(200.00)
Finance Cost		(58.58)		(56.16)
Net cash used in financing activities (C)		(308.58)		(256.16)
Net (decrease) / increase in cash and cash equivalents (A+B+C)		165.56		(2,025.73)
Cash and Cash Equivalents and Other Bank Balances as on Opening		350.71		2,376.44
Cash and Cash Equivalents and Other Bank Balances as on Closing		516.27		350.71

Notes :

1 The above statement of cash flows has been prepared using the 'Indirect Method' in accordance with Ind AS 7, Statement of Cash Flows, as notified under Section 133 of the Companies Act, 2013

2 Components of Cash and cash equivalents:

Particulars	Year ended 31st March, 2026	Year ended 31st March, 2025
Cash on hand	0.01	0.01
Balances with banks:		
- in current accounts	516.27	350.71
Cash and Cash Equivalents	516.27	350.71
Fixed deposits maturing within a year	2,416.58	1,870.05
Other Bank Balance	2,416.58	1,870.05
Total Cash and Bank Balances as per financial statements	2,932.85	2,220.76

As per our attached report of even date

S H B A & CO LLP
Chartered Accountants
FRN - 101046W/W100063
UDIN: 26134767VFDRBW7445

Jatin A. Thakkar

Jatin A. Thakkar
Partner
Membership No. : 134767

Place : Mumbai.
Date : 16th May, 2026



For and On behalf of the Board of Directors
Chembond Water Technologies Limited
CIN: U24110MH1984PLC143564

Nirmal V. Shah

Nirmal V. Shah
Director
DIN : 00083853

Place : Mumbai.
Date : 16th May, 2026

Vinod J. Deshpande

Vinod J. Deshpande
Director
DIN: 07529370

Place : Mumbai.
Date : 16th May, 2026

CHEMBOND WATER TECHNOLOGIES LIMITED

Notes to the Financial Statements

For the year ended March 31, 2026

1. Company Information:

Chembond Water Technologies Ltd. is a subsidiary of Chembond Chemicals Ltd.

We have been operating in the value-added Water Treatment Solutions field since 1984 and serve diverse industries like Steel, Power, Fertilizers, Refineries, Petrochemicals, Mining, Sugar, paper and pulp, textile and Municipal corporation.

Our water management involves the use of state-of-the-art chemical technology supported by onsite services to ensure continuous and consistent performance monitoring of the treatment program.

The Company has been incorporated on December 12, 1984.

2. Basis of Preparation, Material Accounting Policies, Key Accounting estimates and Judgements and Recent Accounting Pronouncements

2.1 Basis of Compliance

These financial statements are separate financial statements of the Company (also called standalone financial statements). The Company has prepared financial statements for the year ended March 31, 2026 in accordance with Indian Accounting Standards (IndAS) notified under the Companies (Indian Accounting Standards) Rules, 2015 (as amended) together with the comparative period data as at and for the year ended March 31, 2025.

2.2 Basis of preparation of financial statements and presentation

These financial statements are separate financial statements of the Company (also called standalone financial statements). The financial statements of the Company are prepared in Compliance with Indian Accounting Standards ('Ind AS') notified under Section 133 of the Companies Act, 2013, read together with the Companies (Indian Accounting Standards) Rules, 2015 as amended and other relevant provisions of the Act. The Statements are prepared under the historical cost convention on the accrual basis except for certain financial instruments which are measured at fair values.

The accounting policies have been applied consistently over all the periods presented in these financial statements except where a newly issued accounting standard is initially adopted or a revision to an existing accounting standard requires a change in the accounting policy hitherto in use.

The standalone financial statements are presented in Indian Rupees (INR) which is also the Company's functional currency and all values are rounded to the nearest Lakhs, except when otherwise indicated.

2.3 Summary of Material accounting policies

a. Property, Plant and Equipment:

The cost of an item of Property, Plant and Equipment ('PPE') is recognised as an asset if, and only if, it is probable that the future economic benefits associated with the item will flow to the Company and the cost can be measured reliably.



PPE are initially recognised at cost. The initial cost of PPE comprises its purchase price (including import duties and non-refundable purchase taxes but excluding any trade discount and rebates), and any directly attributable costs of bringing the asset to its working condition and location for its intended use.

Subsequent to initial recognition, PPE are stated at cost less accumulated depreciation and accumulated impairment losses, if any. Subsequent expenditure relating to PPE is capitalized only when it is probable that future economic benefits associated with these will flow to the Company and the cost of the item can be measured reliably. When an item of PPE is replaced, then its carrying amount is derecognised and the cost of the new item of PPE is recognised. Further, in case the replaced part was not depreciated separately, the cost of the replacement is used as an indication to determine the cost of the replaced part at the time it was acquired. All other repair and maintenance cost are recognised in Statement of profit and loss as incurred. The present value of the expected cost for the decommissioning of an asset after its use is included in the cost of the respective asset if the recognition criteria for a provision are met.

An item of PPE and any significant part initially recognised is derecognized upon disposal or when no future economic benefits are expected from its use or disposal. Any gains or losses arising from de-recognition of PPE are measured as the difference between the net disposal proceeds and the carrying amount of the asset and are recognised in the Statement of profit and loss when the PPE is derecognised.

The Company identifies and determines cost of each component/part of the asset separately, if the component/part has a cost which is significant to the total cost of the asset and has useful life that is materially different from that of the remaining asset.

Depreciation:

Depreciation on PPE has been provided based on useful life of the assets in accordance with Schedule II of the Companies Act, 2013, on Written Down Value Method.

Depreciation methods, useful lives and residual value are reviewed at each reporting date and adjusted prospectively, if appropriate.

The useful life as estimated by the management for the different category of assets recognized in the books are as under:

Asset type	Management estimated useful life
Furniture & fittings	10 Years
Vehicles	8 Years
Electrical Fittings & Installations	10 years
Office & other equipment's	2-15 Years
Equipment & Machinery	2-15 Years
Computer Hardware	3-5 Years

b. Intangible Assets:

Intangible Assets are stated at historical cost less accumulated amortisation and accumulated impairment loss, if any. Profit or Loss on disposal of intangible assets is recognised in the Statement of Profit and Loss.



Amortization:

Intangible assets are amortized on a systematic basis over their useful life, on Written Down Value Method.

Depreciation methods, useful lives and residual value are reviewed at each reporting date and adjusted prospectively, if appropriate.

The useful life as estimated by the management for intangible assets recognized in the books is as under:

Asset type	Management estimated useful life
Computer Software	3 years
Other Intangible Assets	3- 5 years

c. Capital Work in Progress & Capital Advances:

Capital work-in-progress comprises the cost of assets that are yet not ready for their intended use at the balance sheet date. Advances given towards acquisition of fixed assets outstanding at each balance sheet date are classified as Capital Advances under Other Non-Current Assets.

d. Revenue Recognition:

Revenue is measured at the transaction price of consideration received or receivable. Amounts disclosed as revenue are net of returns, trade discount or rebates and applicable taxes and duties collected on behalf of the government and which are levied on such sales.

The Company recognises revenue when the amount of revenue can be reliably measured and it is probable that future economic benefits will flow to the Company.

- i. Revenue from sale of goods is recognised when goods are supplied and control over the goods sold is transferred to the buyer which is on dispatch/ delivery as per the terms of contracts and no significant uncertainty exists regarding the amount of the consideration that will be derived from the sales of the goods. This is considered the appropriate point where the performance obligations in the contracts are satisfied as the company no longer has control over the inventory.
- ii. Revenue from services is recognised on pro-rata as and when services are rendered over a specified period of time. The company collects goods and service tax on behalf of the government and therefore it is not an economic benefit flowing to the company. Hence it is excluded from the revenue. Interest income is recognised using effective interest method on time proportion basis taking in to account the amount outstanding.
- iii. Dividend income from investment is recognised when the Company's right to receive is established by the reporting date, which is generally when shareholders approve the dividend.



e. Lease:

The Company assesses whether a contract contains a lease, at inception of a contract. A contract is, or contains, a lease if the contract conveys the right to control the use of an identified asset for a define period of time in exchange for consideration. To assess whether a contract conveys the right to control the use of an identified assets, the Company assesses whether:

- (i) the contact involves the use of an identified asset
- (ii) the Company has substantially all of the economic benefits from use of the asset through the period of the lease and;
- (iii) the Company has the right to direct the use of the asset.

Company as a lessee

The Company recognises right-of-use assets at the commencement date of the lease (i.e., the date the underlying asset is available for use). Right-of-use assets are measured at cost, less any accumulated depreciation and impairment losses, and adjusted for any re-measurement of lease liabilities. The cost of right-of-use assets includes the amount of lease liabilities recognised, initial direct costs incurred, and lease payments made at or before the commencement date less any lease incentives received. Right-of-use assets are depreciated on a straight-line basis over the shorter of the lease term and the estimated useful lives of the assets.

If ownership of the leased asset transfers to the Company at the end of the lease term or the cost reflects the exercise of a purchase option, depreciation is calculated using the estimated useful life of the asset.

The right-of-use assets are also subject to impairment. Refer to the accounting policy (g)- Impairment of assets.

At the commencement date of the lease, the Company recognises lease liabilities measured at the present value of lease payments to be made over the lease term. The lease payments include fixed payments less any lease incentives receivable, variable lease payments that depend on an index or a rate, and amounts expected to be paid under residual value guarantees. The lease payments also include the exercise price of a purchase option reasonably certain to be exercised by the Company and payments of penalties for terminating the lease, if the lease term reflects the Company exercising the option to terminate. Variable lease payments that do not depend on an index or a rate are recognised as expenses (unless they are incurred to produce inventories) in the period in which the event or condition that triggers the payment occurs.

In calculating the present value of lease payments, the Company uses its incremental borrowing rate at the lease commencement date because the interest rate implicit in the lease is not readily determinable. After the commencement date, the amount of lease liabilities is increased to reflect the accretion of interest and reduced for the lease payments made. In addition, the carrying amount of lease liabilities is remeasured if there is a modification, a change in the lease term, a change in the lease payments (e.g., changes to future payments resulting from a change in an index or rate used to determine such lease payments) or a change in the assessment of an option to purchase the underlying asset.

The Company has elected not to recognise right-of-use assets and lease liabilities for short-term leases that have a lease term of 12 months or less and leases of low-value assets. The Company recognises the lease payments associated with these leases as an expense on a straight-line basis over the lease term.



Company as a lessor

Rental income from operating lease is generally recognised on a straight-line basis over the term of the relevant lease. Where the rentals are structured solely to increase in line with expected general inflation to compensate for the Company's expected inflationary cost increases, such increases are recognised in the year in which such benefits accrue. Initial direct costs incurred in negotiating and arranging an operating lease are added to the carrying amount of the leased asset and recognised over the lease term on the same basis as rental income. Contingent rents are recognised as revenue in the period in which they are earned.

Amounts due from lessees under finance leases are recorded as receivables at the Company's net investment in the leases. Finance lease income is allocated to accounting periods so as to reflect a constant periodic rate of return on the Company's net investment outstanding in respect of the leases.

f. Inventories:

Inventories are valued at lower of the cost determined on weighted average basis or net realisable value. The comparison of cost and net realisable value is made on an item-by-item basis. Damaged, unserviceable and inert stocks are valued at net realizable value.

Determination Cost of raw materials, packing materials and stores spares and consumables stocks is determined so as to exclude from the cost, taxes and duties which are subsequently recoverable from the taxing authorities.

Cost of finished goods and work-in-progress includes the cost of materials, an appropriate allocation of overheads and other costs incurred in bringing the inventories to their present location and condition.

g. Impairment of assets:

Intangible assets that have an indefinite useful life are not subject to amortisation and are tested annually for impairment, or more frequently if event or changes are indicative in circumstances indicate that they might be impaired. Assets that have a definite useful life are tested for impairment whenever events or changes in circumstances that indicate that the carrying amount may not be recoverable. Management periodically assesses using external and internal sources, whether there is an indication that an asset may be impaired. An Impairment loss is recognised for the amount by which the assets carrying amount exceeds its recoverable amount. An impairment loss is charged to the Profit and Loss Account in the year in which an asset is identified as impaired. An impairment loss recognized in prior accounting periods is reversed if there has been change in the estimate of the recoverable amount.

h. Financial Instruments:

A financial instrument is any contract that gives rise to a financial asset of one entity and a financial liability or equity instrument of another entity. Financial instruments also include derivative contracts such as foreign currency foreign exchange forward contracts, futures and currency options.



1. Financial assets

Classification

The Company shall classify financial assets as subsequently measured at amortised cost, fair value through other comprehensive income (FVOCI) or fair value through profit and loss (FVTPL) on the basis of its business model for managing the financial assets and the contractual cash flow characteristics of the financial asset.

Initial recognition and measurement

All financial assets are recognised initially at fair value plus, in the case of financial assets not recorded at fair value through profit or loss, transaction costs that are attributable to the acquisition of the financial asset. Purchases or sales of financial assets that require delivery of assets within a time frame established by regulation or convention in the market place (regular way trades) are recognised on the trade date, i.e., the date that the Company commits to purchase or sell the asset.

Debt instruments

- A 'debt instrument' is measured at the amortised cost if both the following conditions are met:
 - a. The asset is held within a business model whose objective is to hold assets for collecting contractual cash flows, and
 - b. Contractual terms of the asset give rise on specified dates to cash flows that are solely payments of principal and interest (SPPI) on the principal amount outstanding.
- After initial measurement, such financial assets are subsequently measured at amortised cost using the effective interest rate (EIR) method. Amortised cost is calculated by taking into account any discount or premium and fees or costs that are an integral part of the EIR. The EIR amortisation is included in finance income in the profit and loss.
- Debt instruments included within the fair value through profit and loss (FVTPL) category are measured at fair value with all changes recognized in the statement of profit and loss.

Investments in subsidiaries, associates and joint venture

- Investments in subsidiaries and joint venture are carried at cost less accumulated impairment losses, if any. Where an indication of impairment exists, the carrying amount of the investment is assessed and written down immediately to its recoverable amount. On disposal of investments in subsidiaries and joint venture, the difference between net disposal proceeds and the carrying amounts are recognized in the statement of profit and loss.

Equity instruments

- The Company subsequently measures all equity investments in Companies/Mutual funds other than equity investments in subsidiaries, at fair value through profit and loss account. Dividends from such investments are recognised in profit and loss as other income when the Company's right to receive payments is established.

De-recognition

A financial asset derecognized only when:

- The rights to receive cash flows from the asset have expired, or
- The Company has transferred its rights to receive cash flows from the asset or has assumed an obligation to pay the received cash flows in full without material delay to a third party under a 'pass-through' arrangement; and either



- (a) the Company has transferred substantially all the risks and rewards of the asset, or
- (b) the Company has neither transferred nor retained substantially all the risks and rewards of the asset but has transferred control of the asset.
- When the Company has transferred its rights to receive cash flows from an asset or has entered into a pass-through arrangement, it evaluates if and to what extent it has retained the risks and rewards of ownership. When it has neither transferred nor retained substantially all of the risks and rewards of the asset, nor transferred control of the asset, the Company continues to recognise the transferred asset to the extent of the Company's continuing involvement. In that case, the Company also recognises an associated liability. The transferred asset and the associated liability are measured on a basis that reflects the rights and obligations that the Company has retained.
 - Continuing involvement that takes the form of a guarantee over the transferred asset is measured at the lower of the original carrying amount of the asset and the maximum amount of consideration that the Company could be required to repay.

Impairment of financial assets

In accordance with Ind-AS 109, the Company applies expected credit loss (ECL) model for measurement and recognition of impairment loss on the following financial assets and credit risk exposure:

- a. Financial assets that are debt instruments, and are measured at amortised cost e.g., loans, debt securities, deposits, and bank balance
- b. Trade receivables or any contractual right to receive cash or another financial asset that result from transaction that are within the scope of Ind AS 115- The Company applies the simplified approach prescribed under Ind AS 109, which requires recognition of lifetime expected credit losses from the date of initial recognition of the receivables. The Company determines impairment allowance using historical default rates, adjusted for forward-looking information and estimates. Such estimates and assumptions are reviewed at each reporting date.

2. Financial liabilities

Initial recognition and measurement

All financial liabilities are recognised initially at fair value and, in the case of loans and borrowings and payables, net of directly attributable transaction costs.

The Company's financial liabilities include trade and other payables, loans and borrowings including bank overdrafts.

Financial liabilities at fair value through profit and loss

Financial liabilities at fair value through profit and loss include financial liabilities held for trading and financial liabilities designated upon initial recognition as at fair value through profit and loss. Financial liabilities are classified as held for trading if they are incurred for the purpose of repurchasing in the near term. This category also includes derivative financial instruments entered into by the Company that are not designated as hedging instruments in hedge relationships as defined by Ind-AS 109.

Gains or losses on liabilities held for trading are recognised in the profit and loss.

Derecognition

A financial liability is derecognised when the obligation under the liability is discharged or cancelled or expires. When an existing financial liability is replaced by another from the same lender on substantially different terms, or the terms of an existing liability are substantially modified, such an exchange or modification is treated as the derecognition of the original liability and the recognition of a new liability. The difference in the respective carrying amounts is recognised in the statement of profit and loss.



i. Fair Value Measurement:

The Company's measures Financial Instruments at fair value at each Balance sheet date.

Fair value is the price that would be received to sell an asset or paid to transfer a liability in an orderly transaction between market participants at the measurement date. The fair value measurement is based on the presumption that the transaction to sell the asset or transfer the liability takes place either:

- In the principal market for the asset or liability, or
- In the absence of a principal market, In the most advantageous market for the asset or liability

The principal or the most advantageous market must be accessible by the Company.

The fair value of an asset or a liability is measured using the assumptions that market participants would use when pricing the asset or liability, assuming that market participants act in their economic best interest.

The Company uses valuation techniques that are appropriate in the circumstances and for which sufficient data are available to measure fair value, maximising the use of relevant observable inputs and minimising the use of unobservable inputs.

All assets and liabilities for which fair value is measured or disclosed in the financial statements are based on inputs to valuation techniques that are used to measure fair value that are either observable or unobservable and consists of the following three levels:

Level 1: Inputs are quoted prices (unadjusted) in active markets for identical assets or liabilities. This includes quoted equity instruments, government securities and mutual funds (includes FMP) that have quoted price.

Level 2: Inputs are other than quoted prices included within Level 1 that are observable for the asset or liability, either directly (i.e. as prices) or indirectly (i.e. derived from prices) such as derivative financial instruments.

Level 3: Inputs are not based on observable market data (unobservable inputs). Fair values are determined in whole or in part using a valuation model based on assumptions that are neither supported by prices from observable current market transactions in the same instrument nor are they based on available market data. This includes unquoted equity shares which are valued at cost.

For assets and liabilities that are recognised in the financial statements on a recurring basis, the Company determines whether transfers have occurred between levels in the hierarchy by re-assessing categorisation (based on the lowest level input that is significant to the fair value measurement as a whole) at the end of each reporting period.

For the purpose of fair value disclosures, the Company has determined classes of assets and liabilities on the basis of the nature, characteristics and risks of the asset or liability and the level of the fair value hierarchy as explained above.



j. Foreign Currency and Translation balances:

The functional currency of the Company (i.e. the currency of the primary economic environment in which the Company operates) is the Indian Rupee (₹). The financial statements have been rounded off to the nearest ₹ Lakhs.

On initial recognition, all foreign currency transactions are recorded at exchange rates prevailing on the date of the transaction. Monetary assets and liabilities, denominated in a foreign currency, are translated at the exchange rate prevailing on the balance sheet date and the resultant exchange gains or losses are recognised in the Standalone Statement of Profit and Loss. Non-monetary assets and liabilities that all are measured in terms of historical cost in foreign currencies are not retranslated.

k. Trade Receivables:

Trade receivables that do not contain a significant financing component are measured at transaction price Refer accounting policy on “(g) Impairment of Financial Assets” for the Company’s approach towards recognition and assessment of Expected Credit Loss (ECL).

l. Trade Payables:

These amounts represent liabilities for goods and services provided to the Company prior to the end of financial year which are unpaid. The amounts are usually unsecured. Trade and other payables are presented as current liabilities unless payment is not due within twelve months after the reporting period. They are recognised initially at their fair value.

m. Income Taxes:

Income tax expenses comprises of current and deferred tax expense and is recognised in the statement of profit or loss except to the extent that it relates to items recognized directly in equity or in OCI, in which case, the tax is also recognised in directly in equity or OCI respectively.

Current tax:

Current tax is the amount expected tax payable or recoverable on the taxable profit or loss for the year and any adjustment to the tax payable or recoverable in respect of previous years. It is measured using tax rates enacted or substantively enacted by the end of reporting period. Management periodically evaluates positions taken in the tax returns with respect to situations in which applicable tax regulations are subject to interpretation and establishes provisions where appropriate.

Deferred tax:

Deferred Income Tax is recognised using the Balance sheet approach. Deferred income tax assets and liabilities are recognised for deductible and taxable temporary differences arising between the tax base of assets and their carrying amount, except when the deferred income tax arises from the initial recognition of an assets or liability in a transaction that is not a business combination and affects neither accounting nor taxable profit or loss at the time of the transaction.

Deferred income tax assets are recognised to the extent that it is probable that taxable profit will be available against which the deductible temporary differences and the carry forward of unused tax credits and unused tax losses can be utilised.



The carrying amount of deferred income tax assets is reviewed at each reporting date and reduced to the extent that it is no longer probable that sufficient taxable profit will be available to allow all or part of the deferred income tax asset to be utilised.

Deferred tax assets and liabilities are measured using substantively enacted tax rates expected to apply to taxable income in the years in which the temporary differences are expected to be received or settled.

Deferred tax assets and liabilities are offset when they relate to income taxes levied by the same taxation authority and the relevant entity intends to settle its current tax assets and liabilities on a net basis.

n. Cash and Cash Equivalents

For the purpose of presentation in the statement of cash flows, cash and cash equivalents includes cash in hand, demand deposits with banks, other short term highly liquid investments with maturities of three months or less that are readily convertible to known amounts of cash and which are subject to an insignificant risk of changes in value, and bank overdrafts. Bank overdrafts are shown in current liabilities in the balance sheet.

o. Employee Benefits

Short-term Employee Benefits

All employee benefits payable wholly within twelve months of rendering the service are classified as short term employee benefits and they are recognized in the period in which the employee renders the related service. The Company recognizes the undiscounted amount of short term employee benefits expected to be paid in exchange for services rendered as a liability (accrued expense) after deducting any amount already paid.

Post Employment Benefits

I. Defined Contribution Plan

Defined contribution plans are employee state insurance scheme and Government administered pension fund scheme for all applicable employees and superannuation scheme for eligible employees.

Recognition and measurement of defined contribution plans:

The Company recognizes contribution payable to a defined contribution plan as an expense in the Statement of Profit and Loss when the employees render services to the Company during the reporting period. If the contributions payable for services received from employees before the reporting date exceeds the contributions already paid, the deficit payable is recognized as a liability after deducting the contribution already paid. If the contribution already paid exceeds the contribution due for services received before the reporting date, the excess is recognized as an asset to the extent that the prepayment will lead to, for example, a reduction in future payments or a cash refund.

Provident Fund scheme

The Company makes specified monthly contributions towards Employee Provident Fund scheme in accordance with the statutory provisions.

Pension Scheme:

The Company operates a defined contribution pension plan for certain specified employees and is payable upon the employee satisfying certain conditions, as approved by the Board of Directors.



II. Defined Benefit plans:

Gratuity scheme

The Company operates a defined benefit gratuity plan for employees. The Company contributes to separate fund administered by LIC, towards meeting the Gratuity obligation.

Recognition and measurement of Defined Benefit plans:

The cost of providing defined benefits is determined using the Projected Unit Credit method with actuarial valuations being carried out at each reporting date. The defined benefit obligations recognized in the Balance Sheet represent the present value of the defined benefit obligations as reduced by the fair value of plan assets, if applicable. Any defined benefit asset (negative defined benefit obligations resulting from this calculation) is recognized representing the present value of available refunds and reductions in future contributions to the plan.

All expenses represented by current service cost, past service cost, if any, and net interest on the defined benefit liability / (asset) are recognized in the Statement of Profit and Loss. Remeasurements of the net defined benefit liability / (asset) comprising actuarial gains and losses and the return on the plan assets (excluding amounts included in net interest on the net defined benefit liability/asset), are recognized in Other Comprehensive Income. Such remeasurements are not reclassified to the Statement of Profit and Loss in the subsequent periods.

The Company presents the above liability/(asset) as current and non-current in the Balance Sheet as per actuarial valuation by the independent actuary.

Other Long Term Employee Benefits:

The Company does not allow encashment of leave balance.

p. Earnings per share

The Company presents basic and diluted earnings per share ("EPS") data for its equity shares. Basic EPS is calculated by dividing the profit or loss attributable to equity shareholders of the Company by the weighted average number of equity shares outstanding during the period. Diluted EPS is determined by adjusting the profit or loss attributable to equity shareholders and the weighted average number of equity shares outstanding for the effects of all dilutive potential ordinary shares, which includes all stock options granted to employees.

The number of equity shares and potentially dilutive equity shares are adjusted retrospectively for all periods presented for any share splits and bonus shares issues including for changes effected prior to the approval of the financial statements by the Board of Directors.

q. Current / Non-Current Classification:

The Company presents assets and liabilities in the balance sheet based on current/non-current classification as per IND AS 1.

An asset is treated as current when it is:

- i. Expected to be realised or intended to be sold or consumed in normal operating cycle
- ii. Held primarily for the purpose of trading
- iii. Expected to be realised within twelve months after the reporting period, or



- iv. Cash or cash equivalent unless restricted from being exchanged or used to settle a liability for at least twelve months after the reporting period

All other assets are classified as non-current.

A liability is current when:

- i. It is expected to be settled in normal operating cycle.
- ii. It is held primarily for the purpose of trading
- iii. It is due to be settled within twelve months after the reporting period, or
- iv. There is no unconditional right to defer the settlement of the liability for at least twelve months after the reporting period

The Company classifies all other liabilities as non-current.

Deferred tax assets and liabilities are classified as non-current assets and liabilities respectively.

The operating cycle is the time between the acquisition of assets for processing and their realisation in cash and cash equivalents. The company has identified twelve months as its normal operating cycle.

r. Provisions, Contingent Liabilities and Contingent Assets

Provisions are recognized for liabilities that can be measured only by using a substantial degree of estimation, if

- a. the Company has a present obligation as a result of a past event;
- b. a probable outflow of resources is expected to settle the obligation; and
- c. the amount of the obligation can be reliably estimated.

Reimbursement expected in respect of expenditure required to settle a provision is recognised only when it is virtually certain that the reimbursement will be received.

Contingent liability is disclosed in case of

- a. a present obligation arising from past events, when it is not probable that an outflow of resources will be required to settle the obligation;
- b. a present obligation when no reliable estimate is possible; and
- c. a possible obligation arising from past events where the probability of outflow of resources is not remote.

Contingent Assets are neither recognised, nor disclosed.

Provision, Contingent Liabilities and Contingent Assets are reviewed at each balance Sheet date.

s. Dividend

The Company recognises a liability to make cash distributions to equity holders when the distribution is authorised and the distribution is no longer at the discretion of the Company. As per the Companies Act, 2013 in India, a distribution is authorised when it is approved by the shareholders. A corresponding amount is recognised directly in equity.



t. Segment Reporting

Operating segments are reported in a manner consistent with the internal reporting provided to the chief operating decision maker. The chief operating decision maker of the Company is responsible for allocating resources and assessing performance of the operating segments.

2.4 Key accounting estimates and judgements

The preparation of the Company's financial statements requires the management to make judgements, estimates and assumptions that affect the reported amounts of revenues, expenses, assets and liabilities, and the accompanying disclosures, and the disclosure of contingent liabilities. Uncertainty about these assumptions and estimates could result in outcomes that require a material adjustment to the carrying amount of assets or liabilities affected in future periods.

The areas involving critical estimates or judgements are:

a. Property Plant & Equipment - Property, plant and equipment represent a significant proportion of the asset base of the Company. The charge in respect of periodic depreciation is derived after determining an estimate of an asset's expected useful life and the expected residual value at the end of its life. The useful lives and residual values of Company's assets are determined by management at the time the asset is acquired and reviewed at the end of each reporting period. The lives are based on historical experience with similar assets as well as anticipation of future events, which may impact their life, such as changes in technology.

b. Provisions - Provision is recognised when the Company has a present obligation as a result of past event and it is probable that an outflow of resources will be required to settle the obligation, in respect of which a reliable estimate can be made. These are reviewed at each balance sheet date adjusted to reflect the current best estimates.

c. Taxes - Significant judgements are involved in determining the provision for income taxes, including amount expected to be paid / recovered for uncertain tax positions. In assessing the realizability of deferred tax assets arising from unused tax credits, the management considers convincing evidence about availability of sufficient taxable income against which such unused tax credits can be utilized. The amount of the deferred income tax assets considered realizable, however, could change if estimates of future taxable income changes in the future.

d. Defined Benefit Obligations - The cost of defined benefit gratuity plans, and post-retirement medical benefit is determined using actuarial valuations. The actuarial valuation involves making assumptions about discount rates, future salary increases, mortality rates and future pension increases. Due to the long-term nature of these plans, such estimates are subject to significant uncertainty

2.5 Recent Accounting Pronouncements

Ministry of Corporate Affairs ("MCA") notifies new standards or amendments to the existing standards under the Companies (Indian Accounting Standards) Rules as issued from time to time.

During the year, MCA notified amendments to Ind AS 21 – The Effects of Changes in Foreign Exchange Rates, Ind AS 1 – Presentation of Financial Statements, Ind AS 7 – Statement of Cash Flows and Ind AS 107 – Financial Instruments: Disclosures, applicable from April 1, 2025.

The Company has evaluated the aforesaid amendments and concluded that the same do not have any material impact on its financial statements.



3. Property, plant and equipment, Intangibles and Capital work in progress as at 31st March, 2026

Description	GROSS BLOCK				DEPRECIATION INCLUDING AMORTISATION				NET BLOCK	
	As at 31.03.2025	Addition	Disposal, Transfer & Adjustments	As at 31.03.2026	As at 31.03.2025	Addition	Disposal, Transfer & Adjustments	As at 31.03.2026	As at 31.03.2025	As at 31.03.2026
Property, plant and equipment										
Plant & Equipment	1,048.80	160.51	-	1,209.31	608.40	242.12	-	850.53	358.78	440.40
Computers	68.50	15.29	-	83.79	51.73	15.02	-	67.74	16.05	15.78
Furniture & Fixtures	0.87	0.85	-	1.72	0.51	0.12	-	0.63	1.09	0.36
Electrical Installations & Equipment	0.34	-	-	0.34	0.25	0.02	-	0.28	0.06	0.09
Vehicle	144.42	-	-	144.42	7.52	42.87	-	50.39	94.03	136.90
Sub- total	1,262.93	176.65	-	1,439.58	665.41	300.15	-	969.56	470.02	593.52
Other Intangible Assets										
Goodwill	-	-	-	-	-	-	-	-	-	-
Technical Know How	22.37	1.76	-	24.13	19.77	1.52	-	21.29	2.83	2.59
Computer Software	22.37	1.76	-	24.13	19.77	1.52	-	21.29	2.83	2.59
Sub-total	1,285.30	178.41	-	1,463.71	689.18	301.67	-	990.85	472.85	596.12
Capital Work in Progress	894.36	391.01	0.08	1,285.30	466.53	222.92	0.27	689.18	596.12	427.83
		0.69	-	0.69	-	-	-	-	0.69	-

(i) Refer Note 42 for CWIP Ageing


Description	GROSS BLOCK				DEPRECIATION INCLUDING AMORTISATION				NET BLOCK	
	As at 31.03.2024	Addition	Disposal, Transfer & Adjustments	As at 31.03.2025	As at 31.03.2024	Addition	Disposal, Transfer & Adjustments	As at 31.03.2025	As at 31.03.2024	
Property, plant and equipment										
Plant & Equipment	813.97	234.90	0.08	1,048.80	403.57	204.93	0.19	608.40	440.40	
Computers	57.34	11.17	0.00	68.50	43.32	9.41	0.00	52.73	15.78	
Furniture & Fixtures	0.77	0.11	-	0.87	0.47	0.03	-	0.51	0.36	
Electrical Installations & Equipment	0.34	-	-	0.34	0.22	0.03	-	0.25	0.09	
Vehicle	-	144.42	-	144.42	-	7.52	-	7.52	0.12	
Sub- total	872.42	390.59	0.08	1,262.93	447.58	221.92	0.20	669.41	593.52	
Other Intangible Assets										
Computer Software	21.94	0.42	0.00	22.37	18.85	1.00	0.08	19.77	2.59	
Sub-total	21.94	0.42	0.00	22.37	18.85	1.00	0.08	19.77	2.59	
Total	894.36	391.01	0.08	1,285.30	466.53	222.92	0.27	689.18	596.12	
Previous Year	771.92	124.22	1.77	894.37	342.69	125.20	1.35	466.53	427.83	

Property, plant and equipment, Intangibles and Capital work in progress as at 31st March, 2025

GROSS BLOCK

DEPRECIATION INCLUDING AMORTISATION

(₹ in lakhs except otherwise stated)



Chembond Water Technologies Ltd.
Notes on Financial Statements for the year ended 31st March, 2026

(₹ in lakhs except otherwise stated)

		As at 31/03/2026	As at 31/03/2025
4	Financial Assets (Non-Current)		
a.	Investments		
	Investment in equity instruments of subsidiaries at cost (Unquoted)		
	2,00,000 (PY-2,00,000) Equity Shares of Chembond Water Technologies (Malaysia) SDN BHD of RM.1.86/- each fully paid up (Constituting 100 % (100%) of the said Company's paid up capital)	62.68	62.68
	40,000 (PY-40,000) Equity Shares of Chembond Water Technologies (THAILAND) Co.Ltd of Baht 100/- each fully paid. (Constituting 100 % (100%) of the said Company's paid up capital)	91.60	91.60
	NIL (PY-20000) Equity Share Rewasoft Solutions Private Limited of Rs 10/- each fully paid up	0.00	2.00
	Total	154.28	156.28
	Aggregate amount of Unquoted Investments	154.28	156.28
<p>During the year, the Company disposed of its entire investment in its associate ie.Rewasoft Solutions Private Limited comprising 40% equity stake . Consequent to the aforesaid transaction, the Company ceased to have significant influence over Rewasoft Solutions Private Limited with effect from 31st, December 2025, and accordingly the investee ceased to be classified as an associate. The Company has not recognized gain/(loss) on disposal of investment in the Statement of Profit and Loss.</p>			
5	Other Non-current Financial Assets		
	Fixed Deposit of Maturity of More than 12 Months - Under Lien	779.02	671.13
	Other Deposits	0.95	0.75
	Total	779.97	671.88
6	Deferred Tax Asset (net)		
	<u>Deferred Tax Asset</u>		
	Deferred tax Asset	146.19	273.11
	Provision for Expected Credit Loss	58.51	12.51
	Written Down Value of Property, Plant & Equipment	204.70	285.62
	<u>Deferred tax Liability</u>		
	Investments at Fair Value	(16.12)	(27.34)
	Total	188.59	258.28
7	Income tax asset (net)		
	Advance Income Tax (Net of Provision)	458.33	243.05
	Total	458.33	243.05
8	Inventories		
	(At lower of Cost and Net Realisable Value)		
	Raw Material	818.64	566.62
	Packing Material	33.58	29.23
	Finished Goods*	664.39	487.65
	Work In Progress	3.77	12.06
	Stock-in-Trade	26.59	28.35
	*Finished Goods include Finished Goods in transit amount to Rs. 122.32 lakhs as at 31st March 2026(Rs. 79.90 lakhs 31st March 2025)		
	Total	1,546.97	1,123.91
9	Investments (Current)		
	Investments in Quoted Mutual Funds carried at fair value through Profit and Loss		
	1,02,084.80 units (PY-82,778.13 units)HDFC Balanced Advantage Fund - Regular Plan - Growth	493.57	403.17
	14,63,712.75 units(PY-14,63,712.75 units) Unit of Kotak Balanced AF Regular Growth	283.24	284.09
	1,284.07 units (PY-5,970.11 units) Unit of Kotak Liquid Regular Growth	70.73	309.95
	6,73,478.39 units (PY-3,25,900.11 units) Kotak Gilt Investment (G)	628.68	311.86
	19,109.51 units (PY-NIL units) ICICI PRUDENTIAL EQUITY & DEBT FUND -GROWTH	71.67	0.00
	Total	1,547.89	1,309.08
	Aggregate amount of Quoted Investments and Market Value thereof	1,547.89	1,309.08
	Aggregate amount of quoted Investments (at cost)	1,485.00	1,202.35
	Total	1,547.89	1,309.08

UDIN: 26134767VFDREW7445



		As at 31/03/2026	As at 31/03/2025
10	Trade Receivables		
	(a) Trade receivables considered good - Secured	-	-
	(b) Trade receivables considered good - UnSecured		
	(i) Considered Good	9,404.49	8,046.14
	(ii) Credit Impaired	570.49	1,065.76
		9,974.98	9,111.91
	(c) Trade Receivables which have significant increase in Credit Risk Less: Impairment loss allowance [Refer Note 10(III)]	(570.49)	(1,065.76)
	(d) Trade Receivables - credit impaired.	-	-
	Total	9,404.49	8,046.14
I	For Trade Receivable Ageing Schedule, refer Note No. 38		
II	For Related party transactions, Refer Note No.37		
III	Movement in Credit Impaired		
	Provision at the beginning of the year	1065.76	1065.76
	Less: Bad Debts written off/Reversal during the year	(495.28)	-
	Add: Provision during the year	-	-
	Provision at the end of the year	570.49	1,065.76
11	Cash and Cash equivalents		
	Balances with banks	516.27	350.71
	In Current Accounts	0.01	0.01
	Cash on hand	-	-
	Total	516.27	350.71
12	Bank balances other than cash and cash equivalents		
	Margin money (Including bank deposits with more than 3 months maturity) - Under Lien	2,416.58	1,870.05
	Total	2,416.58	1,870.05
13	Loans		
	(Unsecured & considered good)		
	Loan & Advances to Employees	-	2.14
	Total	-	2.14
14	Other Current Financial Asset		
	(Unsecured & considered good)		
	Security Deposits	78.29	64.61
	Total	78.29	64.61
15	Other Current Assets		
	Prepaid expenses	28.14	29.18
	Gratuity receivable from LIC Fund balance	-	2.72
	Advance to Vendors	82.25	59.15
	Total	110.39	91.06
16	Equity Share Capital		
	Authorised		
	10,00,000 (PY-10,00,000) Equity Shares of Rs.10 each	100.00	100.00
	Issued, Subscribed and Paid up		
	5,00,000 (PY-5,00,000) Equity Shares of Rs.10/- each fully paid up	50.00	50.00
	Total	50.00	50.00
a	Reconciliation of the equity shares outstanding at the beginning and at the end of the reporting year:		
	Number of shares outstanding at the beginning of the year	5,00,000	5,00,000
	Additions during the year	-	-
	- Subdivision of Equity Shares from face Value Rs.10 to Rs.5/- Per Share	-	-
	- ESOP Share issued	-	-
	Deductions during the year	-	-
	Number of shares outstanding at the end of the year	5,00,000	5,00,000
	UDIN: 26134767VFDRBW7445		



b Details of Shareholders holding more than 5% Shares

Name of the Shareholder

Chembond Chemicals Ltd (Formerly known as Chembond Chemical Specialties Limited) (Holding) and its nominees
% held

As at No of Shares	As at No of Shares
5,00,000 100.00%	5,00,000 100.00%

c Disclosure of shareholding of promoters as at March 31, 2026 is as follows :

Shares held by promoters

As at 31st March 2026

Promoter's Name	No. of Shares	% of total shares	% Change during the Year
Chembond Chemicals Ltd (Holding) and its nominees	5,00,000	100%	NIL
Total	5,00,000	100%	NIL

As at 31st March, 2025

Promoter's Name	No. of Shares	% of total shares	% Change during the Year
Chembond Chemical Specialties Limited (Including its nominees)	5,00,000	100%	NIL
Total	5,00,000	100%	NIL

17 Other Equity

General Reserve

As per last year

Add: Transfer from Profit & Loss A/c.

Retained Earnings

As per last year

Add: Profit for the Year

Less: Appropriations

Dividend paid

Other Comprehensive Income (OCI)

Remeasurements of the net defined benefit Plans

As per last year

Movement During the Year

	As at 31/03/2026	As at 31/03/2025
	971.22	971.22
	971.22	971.22
	10,735.59	8,281.30
	2,627.79	2,654.29
	13,363.38	10,935.59
	(250.00)	(200.00)
	(250.00)	(200.00)
	13,113.38	10,735.59
	(5.64)	9.58
	27.67	(15.22)
	22.02	(5.64)
Total	14,106.62	11,701.17

18 Provisions- Non Current

(a) Provision for employee benefits :

Provision for Gratuity

	As at 31/03/2026	As at 31/03/2025
	123.06	6.63
Total	123.06	6.63

19 Other non-current liabilities

Unsecured

Dealer Deposits

UDIN: 26134767VFDRBW7445

	As at 31/03/2026	As at 31/03/2025
	34.80	33.74
Total	34.80	33.74



20 Current Borrowings**Secured****Details for Cash credit facilities from banks:**

The Company has sanctioned credit facilities from Bank of India of Rs. 2400.00 lakhs (i.e cash credit facility - Rs.400.00 lakhs and Bank Guarantee - Rs.2000.00 lakhs) as of 31st March,2026 (As of 31st March 2025 amount to Rs.2400 lakhs i.e cash credit facility - Rs. 400 lakhs & Bank Guarantee of Rs. 2000 Lakhs.)

The Company has not utilised cash credit facilities at the year end.

The Company has sanctioned credit facilities from HDFC Bank of Rs. 750.00 lakhs (i.e cash credit facility - Rs.50.00 lakhs and Bank The credit facility taken from Bank Of India carries interest rate of Bank Of India, currently 10.03% p.a. (31 March 2025: 10.03% p.a),(interest payable on monthly rests).

The credit facility taken from HDFC Bank carries interest rate of HDFC Bank, currently 9.11%

The credit facility is secured by : Hypothecation of stocks and bookdebts related to treatment chemical systems.

Utilisation of borrowings :

(a) The Company has used the borrowings from banks and financial institutions for the specific purpose for which it was taken at the balance sheet date.

(b) The quarterly returns/statements of current assets filed by the Company with banks or financial institutions in relation to secured borrowings wherever applicable, are in agreement with the books of accounts.

21 Trade Payables

(a) Total outstanding dues of micro enterprises and small enterprises

(b) Total outstanding dues of creditors other than micro enterprises and small enterprises

Total

As at 31/03/2026	As at 31/03/2025
1,046.82	168.59
1,528.97	2,069.53
2,575.80	2,238.12

a For Trade Payables Ageing Schedule refer Note No.39

b For Related party transaction Refer Note No.37

c The Company has amounts due to suppliers under the Micro, Small and Medium Enterprises Development Act, 2006 (MSMED Act) as at the year end. The disclosure pursuant to the said Act is as under:

Principal amount due to suppliers under MSMED Act, 2006

Interest accrued and due to suppliers under MSMED Act, 2006 on the above amount

Payment made to suppliers (other than interest) beyond the appointed day, during the year

Interest paid/adjusted to suppliers under MSMED Act, 2006 (other than section 16)

Interest paid/adjusted to suppliers under MSMED Act, 2006 (Section 16)

Interest due and payable to suppliers under MSMED Act, 2006 for payments already made

Interest accrued and remaining unpaid at the end of the year to suppliers under MSMED Act, 2006

1,046.82	168.59
-	-
1,091.41	71.24
-	-
-	-
-	-
-	-

The information regarding Micro, Small and Medium Enterprises has been determined to the extent such parties have been identified on the basis of declaration received from parties & information available with company. This has been relied upon by the Auditor.

22 Other Current Liability

Advance Received From Customers

Statutory Dues

Employee Benefits Payable

Employee Reimbursements Payable

Total

As at 31/03/2026	As at 31/03/2025
115.74	2.54
71.95	194.02
480.33	458.36
32.80	36.40
700.81	691.32

23 Provision

(a) Provision for employee benefits:

Provision for Gratuity

Total

As at 31/03/2026	As at 31/03/2025
84.49	62.34
84.49	62.34

24 Revenue from Operations

Sale of Goods

Net Sales

Sales of Services

Sales of Services

Other Operating revenue

Other Operating revenue

Total**Total****Total**

FY 2025-26	FY 2024-25
22,313.33	19,553.72
22,313.33	19,553.72
4,107.98	3,352.38
69.26	79.44
4,177.24	3,431.82
26,490.57	22,985.54


UDIN: 26134767VFDRBW7445



25	Other Income				
	Dividend from Subsidiary Company		FY 2025-26	FY 2024-25	
			100.57	150.00	
	Net Gain from Sale of Investment through profit & loss		100.57	150.00	
	Interest from Bank deposits at Effective Interest Rate		32.15	12.38	
	Interest from Loans at Effective Interest Rate		195.26	159.10	
	Miscellaneous Income		0.13	0.11	
	Net Gain on Fair Valuation of Investment		7.79	3.03	
	Credit balances written back		0.00	65.62	
	Insurance claims		8.48	34.67	
		0.00	8.29		
Total		344.37	433.19		
26	Cost of materials consumed				
	Particulars of Materials Consumed		FY 2025-26	FY 2024-25	
	Raw Materials Consumed		12,956.80	10,602.25	
	Packing Material Consumed		847.58	796.67	
Total		13,804.38	11,398.92		
27	Purchases of stock-in-trade				
	Purchases of Stock-in-trade		FY 2025-26	FY 2024-25	
			317.21	185.54	
	Total		14,121.58	11,584.46	
	Break-up of Purchase of stock-in-trade				
	Imported		4,402.91	1,682.45	
Indigenous		9,718.68	9,902.01		
Total		14,121.58	11,584.46		
28	Changes in inventory of Finished goods, Work in progress and Stock in trade				
	(a) Finished products/ Work in progress/Stock in Trade (At Close)		FY 2025-26	FY 2024-25	
	Finished goods		664.39	487.65	
	Work In Progress		3.77	12.06	
	Stock-in-trade		26.59	28.35	
			694.76	528.06	
	(b) Finished products/ Work in progress/Stock in Trade (At commencement)				
	Finished goods		487.65	509.21	
	Work In Progress		12.06	5.11	
	Stock-in-trade		28.35	13.66	
			528.06	527.99	
	Total		(166.70)	(0.07)	
	29	Employee benefit expenses			
		Director Remuneration		FY 2025-26	FY 2024-25
Salaries & Wages		176.70	135.94		
Gratuity		3,872.90	3,278.40		
Contribution to Provident & other funds		335.65	52.83		
Staff Welfare Expenses		234.98	212.67		
Total		4,733.33	3,766.25		
30	Finance Cost				
	(a) Interest Expense at effective interest rate		FY 2025-26	FY 2024-25	
	- Banks		20.35	4.94	
	- MSMED		-	-	
	- Others		-	-	
	(b) Other borrowing costs		-	-	
Bank Guarantee fees & charges		38.23	51.22		
Total		58.58	56.16		
31	Depreciation and Amortisation expenses				
	Depreciation and Amortization Expenses		FY 2025-26	FY 2024-25	
			301.67	222.65	
Total		301.67	222.65		



32 Other Expenses		FY 2025-26	FY 2024-25
Manufacturing Expenses			
Freight Inwards		18.40	9.13
Consumable stores		409.93	431.51
Labour Charges		1,147.13	990.81
A		1,575.46	1,431.45
Administrative Expenses			
Director's Sitting Fees		2.10	2.10
Rates & Taxes		7.70	13.29
Electricity charges		8.07	9.52
Printing and stationary		15.51	17.33
Telephone & Postage Expenses		31.23	30.47
Insurance		25.19	14.22
Computer Expense		69.65	72.40
Auditors Remuneration (Refer Note a below)		8.39	7.80
Legal, Professional & consultancy fees		234.32	175.62
Repairs and maintenance			
Machinery		253.74	114.31
Others		25.55	17.78
Miscellaneous expenses		10.71	12.80
CSR Expenditure		62.25	47.96
Business Support Services		200.00	358.31
Lab Testing Expenses		35.53	22.09
Technical Service Expense		103.25	69.26
Stores Consumed		0.00	0.00
Foreign Exchange Fluctuation Loss		75.85	35.28
Net loss on Fair Valuation of Investment		43.81	-
Bad Debts Written Off		2.90	50.10
Security Expense		14.21	6.39
Bank Charges		8.04	-
Provision for Expected Credit Loss		(495.28)	-
B		742.72	1,077.04
Selling and Distribution Expenses			
Carriage outwards		974.87	703.47
Rent		103.96	112.31
Commission on sales		101.28	29.54
Travelling Expenses		610.63	728.27
Sales Promotion Expenses		200.36	161.82
C		1,991.09	1,735.40
Total (A+B+C)		4,309.27	4,243.89
a Auditor's Remuneration consists of:			
Statutory Audit Fees		6.00	5.35
Tax Audit Fees		1.25	1.10
Taxation and Other Matters		1.14	1.35
Total		8.39	7.80
b Lease			
The Company normally acquires factories, offices and warehouses under non-cancellable operational leases. Minimum lease payments outstanding at year end in respect of these assets are as under:			
		Total Minimum Lease Payment Outstanding as on 31/03/2026	Total Minimum Lease Payment Outstanding as on 31/03/2025
Company As a Lessee			
Due within one year		12.69	58.23
Due later than one year and not later than five years		-	-
Due later than five years		-	-
Lease payments recognised in the Statement of Profit & Loss		72.36	70.21
c Disclosures Related to CSR		FY 2025-26	FY 2024-2025
Following disclosure for CSR has given: As per Section 135 of the Companies Act, 2013, the Company has constituted a CSR Committee. During the year, the Management identified deserving areas for CSR activities and utilized the funds on eligible initiatives specified in Schedule VII to the Act. This year, the Company extended a donation to the Rotary Club of Mumbai, whereas in the preceding year, contributions were directed towards education and welfare programs for children in a village.			
- Gross amount required to be spent by the company during the year Rs. 61.49 lakhs. (Previous Year 47.96 Lakhs)			
- Amount spent during the year is Rs. 62.19 lakhs (Previous Year 47.96 Lakhs)			
a) Amount required to be spent by the company during the year		61.49	47.96
b) Amount of expenditure incurred		62.19	47.96
c) Shortfall at the end of the year		-	-
d) Total of previous years shortfall		-	-
e) Reason for shortfall		-	-
f) Nature of CSR activities		Community Development & Charity	Education & Welfare of children
g) Details of related party transactions, e.g., contribution to a trust controlled by the company in relation to CSR expenditure as per relevant Accounting Standard		0.00	47.96
h) Where a provision is made with respect to a liability incurred by entering into a contractual obligation, the movements in the provision during the year shall be shown separately.		-	-



33 Tax Reconciliation

(a) The income tax expense consists of the followings:

Particulars	For Year ended March 31st,	For Year ended March 31st,
Current Income Tax	785.79	908.80
Short/Excess provision of IT for earlier year	3.23	(9.04)
Deferred Tax Expense	60.39	(8.65)
Tax expense for the year	849.41	891.11

(b) Reconciliation of tax expense and the accounting profit multiplied by India's tax Rate

Particulars	For Year ended March 31st,	For Year ended March 31st,
Profit before income tax expense	3,477.21	3,545.39
Indian statutory income tax rate	25.17%	25.17%
Expected Income Tax expenses	875.14	892.30
Part A		
Tax effect of amounts which are not deductible (allowable) in calculating		
Additional allowances/deduction	(89.35)	16.45
Short/Excess Provision for earlier years	3.23	(9.04)
Current Tax (A)	789.02	899.76
Part B		
Deferred Tax Effect at the rate of:		
Opening Deferred Tax	25.17%	25.17%
Depreciation	46.00	30.59
Provision for Doubtful Debts	(126.92)	-
Gratuity		
Less:	80.92	(30.59)
Investment at Fair Value	(11.23)	16.82
Gratuity	(9.30)	5.12
Deferred Tax (B)	60.39	(8.65)
Tax Expense (A+B)	849.41	891.11

34 Financial instruments – Fair values and risk management

A. Accounting classification and fair values

The following table shows the carrying amounts and fair values of financial assets and financial liabilities, including their levels in the fair value hierarchy. It does not include fair value information for financial assets and financial liabilities not measured at fair value if the carrying amount is a reasonable approximation of fair value.

	As at 31 March 2026							
	Carrying amount				Fair value			
	Fair value through profit and loss	Fair value through other comprehensive income	Amotised Cost	Total	Level 1	Level 2	Level 3	Total
Financial assets								
Cash and cash equivalents (including other bank balances)	-	-	2,932.85	2,932.85	-	-	-	-
Investments	-	-	-	-	-	-	-	-
- Subsidiary	-	-	154.28	-	-	-	154.28	154.28
- Mutual Funds	1,547.89	-	-	1,547.89	1,547.89	-	-	1,547.89
Trade and other receivables	-	-	9,404.49	9,404.49	-	-	-	-
Loans	-	-	-	-	-	-	-	-
Other financial assets	-	-	858.25	858.25	-	-	-	-
TOTAL	1,547.89	-	13,349.87	14,743.49	1,547.89	-	154.28	1,702.18
Financial liabilities								
Long term borrowings (including current maturity)	-	-	-	-	-	-	-	-
Short term borrowings	-	-	-	-	-	-	-	-
Trade and other payables	-	-	2,575.80	2,575.80	-	-	-	-
Other financial liabilities	-	-	700.81	700.81	-	-	-	-
TOTAL	-	-	3,276.61	3,276.61	-	-	-	-



	As at 31 March 2025							
	Carrying amount				Fair value			
	Fair value through profit and loss	Fair value through other comprehensive income	Amortised Cost	Total	Level 1	Level 2	Level 3	Total
Financial assets								
Cash and cash equivalents (Including other bank balances)	-	-	2,220.76	2,220.76	-	-	-	-
Investments	-	-	-	-	-	-	-	-
- Subsidiary	-	-	156.28	-	-	-	156.28	156.28
- Mutual Funds	1,309.08	-	-	1,309.08	1,309.08	-	-	1,309.08
Trade and other receivables	-	-	8,046.14	8,046.14	-	-	-	-
Loans	-	-	2.14	2.14	-	-	-	-
Other financial assets	-	-	736.49	736.49	-	-	-	-
TOTAL	1,309.08	-	11,161.82	12,314.61	1,309.08	-	156.28	1,465.36
Financial liabilities								
Long term borrowings (Including current maturity of Long term borrowings)	-	-	-	-	-	-	-	-
Short term borrowings	-	-	-	-	-	-	-	-
Trade and other payables	-	-	2,238.12	2,238.12	-	-	-	-
Other financial liabilities	-	-	691.32	691.32	-	-	-	-
TOTAL	-	-	2,929.43	2,929.43	-	-	-	-

Fair values for financial instruments carried at amortised cost approximates the carrying amount, accordingly the fair values of such financial assets and financial liabilities have not been disclosed separately.

B. Measurement of fair values

Ind AS 107, 'Financial Instrument - Disclosure' requires classification of the valuation method of financial instruments measured at fair value in the Balance Sheet, using a three level fair-value-hierarchy (which reflects the significance of inputs used in the measurements). The hierarchy gives the highest priority to un-adjusted quoted prices in active markets for identical assets or liabilities (Level 1 measurements) and lowest priority to un-observable inputs (Level 3 measurements). Fair value of derivative financial assets and liabilities are estimated by discounting expected future contractual cash flows using prevailing market interest rate curves. The three levels of the fair-value-hierarchy under Ind AS 107 are described below:

Level 1: Inputs are quoted prices (unadjusted) in active markets for identical assets or liabilities. This includes quoted equity instruments, government securities and mutual funds (includes FMP) that have quoted price.

Level 2: Inputs are other than quoted prices included within Level 1 that are observable for the asset or liability, either directly (i.e. as prices) or indirectly (i.e. derived from prices) such as derivative financial instruments.

Level 3: Inputs are not based on observable market data (unobservable inputs). Fair values are determined in whole or in part using a valuation model based on assumptions that are neither supported by prices from observable current market transactions in the same instrument nor are they based on available market data. This includes unquoted equity shares.

Transfers between Levels

There are no transfers between the levels

C. Financial risk management

The Company's activities expose it to Credit risk, liquidity risk and market risk.

i. Risk management framework

Risk Management is an integral part of the Company's plans and operations. The Company's board of directors has overall responsibility for the establishment and oversight of the Company risk management framework. The board of directors is responsible for developing and monitoring the Company risk management policies.

The audit committee oversees how management monitors compliance with the Company's risk management policies and procedures, and reviews the adequacy of the risk management framework in relation to the risks faced by the Company. The audit committee is assisted in its oversight role by internal audit. Internal audit undertakes both regular and ad hoc reviews of risk management controls and procedures, the results of which are reported to the audit committee.

ii. Credit risk

Credit risk is the risk of financial loss to the Company if a customer or counterparty to a financial instrument fails to meet its contractual obligations, and arises principally from the Company's receivables from customers and investments in debt securities, cash and cash equivalents, mutual funds, bonds etc.

The carrying amount of financial assets represents the maximum credit exposure.

Trade and other receivables

Credit risk is the risk of possible default by the counter party resulting in a financial loss.

The Company manages credit risk through various internal policies and procedures set forth for effective control over credit exposure. These are managed by way of setting various credit approvals, evaluation of financial condition before supply terms, setting credit limits, industry trends, ageing analysis and continuously monitoring the creditworthiness of customers to which the Company grants credit terms in the normal course of business.

Based on prior experience and an assessment of the current economic environment, management believes that sufficient provision is made based on expected credit loss model for credit risk wherever credit is extended to customers.

Cash and cash equivalents

Credit risk from balances with banks is managed by the Company's treasury department in accordance with the Company's policy. Investment of surplus funds are made in mainly in mutual funds with good returns and with high credit ratings assigned by International and domestic credit ratings agencies.

Other than trade and other receivables, the Company has no other financial assets that are past due but not impaired.

iii. Liquidity risk

Liquidity risk is the risk that the Company will not be able to meet its financial obligations as they become due. The Company manages its liquidity risk by ensuring, as far as possible, that it will always have sufficient liquidity to meet its liabilities when due, under both normal and stressed conditions, without incurring unacceptable losses or risk to the Company's reputation.



Sr No	As at 31st March, 2026	Notes	Carrying Values	Less than 12 Months	More than 12 Months
1	Borrowings	20	-	-	-
2	Trade payables	21	2,575.80	2,438.88	136.92
3	Other Financials Liability	22	-	-	-
4	Other Current Liabilities	23	700.81	700.81	-
	TOTAL		3,276.61	3,139.69	-

Sr No	As at 31st March, 2025	Notes	Carrying Values	Less than 12 Months	More than 12 Months
1	Borrowings	20	-	-	-
2	Trade payables	21	2,238.12	2,107.73	130.38
3	Other Financials Liability	22	-	-	-
4	Other Current Liabilities	23	691.32	691.32	-
	TOTAL		2,929.43	2,799.05	-

iv. Market risk

Market risk is the risk of loss of future earnings, fair values or future cash flows that may result from adverse changes in market rates and prices (such as interest rates, foreign currency exchange rates, price risk). Market risk is attributable to all market risk-sensitive financial instruments, all foreign currency receivables and payables and all short term and long-term debt. The Company is exposed to market risk primarily related to foreign exchange rate risk, interest rate risk and the market value of its investments. Thus, the Company's exposure to market risk is a function of investing and borrowing activities and revenue generating and operating activities in foreign currencies.

a) Currency risk

The Company is exposed to currency risk to the extent that there is a mismatch between the currencies in which sales, purchase, and other expenses are denominated and the functional currency of the Company. The functional currency of the Company is Indian Rupees (INR). The currencies in which these transactions are primarily denominated are GBP and USD.

Exposure to currency risk

The summary quantitative data about the Company's exposure to currency risk as reported to the management of the Company is as follows:

Foreign Currency Exposures at the year end not hedged by derivative instruments:

Particulars	As at 31/03/2026		As at 31/03/2025	
	Foreign Currency	Indian Currency	Foreign Currency	Indian Currency
US Dollars				
Asset	0.79	75.12	1.96	162.24
Liability	1.20	113.16	3.59	307.65
GBP				
Liability	0.01	1.11	-	-

Foreign currency sensitivity analysis

For the year ended 31st March 2026 and 31st March 2025, the impact of every rupee 1 depreciation / appreciation in the exchange rate between the Indian Rupee, U.S. Dollar and GBP on Profit before tax of the group with respect to foreign currency exposure is given in below.

Particulars	As at 31/03/2026		As at 31/03/2025	
	Rupee Depreciates by ₹1	Rupee Appreciates by ₹1	Rupee Depreciates by ₹1	Rupee Appreciates by ₹1
On Foreign Currency Assets (net):				
Against USD	-	-	-	-
On Foreign Currency Liabilities (net):				
Against GBP	(0.01)	0.01	-	-
Against USD	(0.40)	0.40	(1.63)	1.63

Note: +/- Gain/(Loss)

b) Interest rate risk

Interest rate risk is the risk that the fair value or future cash flows of a financial instrument will fluctuate because of changes in market interest rates. Investment committee manages and constantly reviews the interest rate movements in the market. This risk is mitigated by the Company by investing the funds in various tenors depending on the liquidity needs of the Company. The Company's exposures to interest rate risk is not significant.

c) Price risk

Quoted Equity & Debt Securities Price Risk is related to the change in market reference price of the investments. The fair value of some of the Company's investments in quoted equity & debt securities exposes the Company to price risks. In general, these securities are not held for trading purposes. These investments are subject to changes in the market price of securities.

Price Sensitivity Analysis

If prices of quoted equity & debt instruments had been 1% higher/(lower), the unrealised gain/(loss) for the year ended March 31, 2026 and March 31, 2025 would increase/(decrease) by ₹ 15.48 Lakhs and ₹ 13.09 Lakhs respectively.



35 EMPLOYEE BENEFIT PLANS

(A) Defined contribution plan

Contributions are made to Employee Provident Fund (EPF), Employees State Insurance Scheme (ESIC) and other Funds which covers all regular employees. Both the employees and the Company make predetermined contributions to the Provident Fund and ESIC. The contributions are normally based on a certain percentage of the employee's salary. Amount recognised as expense in respect of these defined contribution plans, is as detailed below.

Particulars	Year ended	Year ended
	March 31, 2026	March 31, 2025
Contribution to Provident Fund	213.21	191.75
Contribution to Superannuation Fund	6.31	5.80
Contribution to ESIC	20.95	20.19
Contribution to Labour Welfare Fund	0.82	0.73
	241.30	218.47

(B) Defined Benefit Plan

The Company's obligation towards the Gratuity Fund is a Defined Benefit Plan. Based on the actuarial valuation obtained in this respect, details of Actuarial Valuation are as follows:

Particulars	FY 2025-26	FY 2024-25
	(Funded plan)	(Funded plan)
(i) Change in Defined Benefit Obligation		
Opening defined benefit obligation	522.08	443.01
Transfer in/(out) obligation	20.30	-
Current service cost	60.77	49.21
Interest cost	35.24	32.08
Amount recognised in other comprehensive income	-	-
Actuarial loss / (gain) arising from:		
Financial assumptions	(28.24)	23.89
Other	(2.16)	(0.78)
Benefits paid	(45.09)	(25.33)
Past service cost	273.76	-
Closing defined benefit obligation	836.65	522.08
(ii) Change in Fair Value of Assets		
Opening fair value of plan assets	453.11	393.05
Transfer in/(out) plan assets	28.52	-
Interest income	30.58	28.46
Amount recognised in other comprehensive income	-	-
Actuarial gain / (loss)	-	-
Return on Plan Assets, Excluding Interest Income	6.57	2.77
Equitable Fund Transfer in	0.00	-
Contributions by employer	155.41	54.16
Benefits paid	(45.09)	(25.33)
Closing fair value of plan assets	629.09	453.11
Actual return on Plan Assets	37.15	31.23
(iii) Plan assets comprise the following		
Insurance fund (100%)	Unquoted 629.09	Unquoted 453.11
(The Company has this investments in Group Gratuity Policy with LIC. The details of further investment by LIC is not available with the company.)		
(iv) Principal actuarial assumptions used		
Discount rate	% 7.13	% 6.75
Withdrawal Rate	1.00	1.00
Future Salary Increase	5.00	5.00
(v) Amount recognised in the Balance Sheet	As at 31st March, 2026	As at 31st March, 2025
Present value of obligations as at year end	836.65	522.08
Fair value of plan assets as at year end	(629.09)	(453.11)
Net (asset) / liability recognised as at year end	207.55	68.97
Recognised under :		
Short term provisions	84.49	62.34
Long term provisions	123.06	6.63
	207.55	68.97



(vi) Sensitivity analysis

Particulars	As at 31st March, 2026		As at 31st March, 2025	
	DBO	Change in DBO (%)	DBO	Change in DBO (%)
Discount Rate Varied by 1.0%				
+1%	769.31	-8.0%	476.05	-8.8%
-1%	914.53	9.3%	575.93	10.3%
Salary Growth rate varied by 1.0%				
+1%	915.24	9.4%	576.35	10.4%
-1%	767.61	-8.3%	474.93	-9.0%

(vii) Expected future cash flows

The expected maturity analysis is as follows :	For Year ended	For Year ended
	March 31st, 2026	March 31st, 2025
Expected benefits for year 1	54.31	16.22
Expected benefits for year 2	51.69	34.20
Expected benefits for year 3	56.42	40.45
Expected benefits for year 4	152.48	32.76
Expected benefits for year 5	53.80	102.85
Expected benefits for year 6 and above	406.57	247.31

36 CAPITAL MANAGEMENT

The Company's capital management objectives are:

- to ensure the Company's ability to continue as a going concern; and
- to provide an adequate return to shareholders through optimisation of debts and equity balance.

The Company monitors capital on the basis of the carrying amount of debt less cash and cash equivalents as presented on the face of the financial statements. The Company's objective for capital management is to maintain an optimum overall financial structure.

(i) Debt equity ratio

	As at March 31, 2026	As at March 31, 2025
Debt (includes non-current, current borrowings and current maturities of long term debt)	0.00	0.00
Less : cash and cash equivalents	516.27	350.71
Net debt	0.00	0.00
Total equity	14,156.62	11,751.17
Net debt to total equity ratio	0.00%	0.00%

(ii) Dividend on equity shares paid during the year

	For the year March 31, 2026	For the year March 31, 2025
Dividend on equity shares		
Final dividend of Rs.50 per equity share for the year 2025-26 (2024-25 : Rs.40.00)	250.00	200.00



37 RELATED PARTY DISCLOSURES

Related party disclosures as required under Accounting Standard on "Related Party Disclosures" issued by the Institute of Chartered Accountants of India are given below:

a) Relationship:

i. Holding Company :

Chembond Chemicals Limited

ii. Subsidiary Company

Chembond Water Technologies (Malaysia) SDN BHD
Chembond Water Technologies (THAILAND) Co.Ltd

iii. Fellow Subsidiary Companies:

Chembond Calvatis Industrial Hygiene Systems Ltd
Chembond Distribution Ltd

iv. Key Management Personnel and their relatives (KMP)

Key Management Personnel:

Nirmal V. Shah	Managing Director
Vinod Deshpande	Director
Sushil Lakhani	Director
Mahendra Ghelani	Director

Relatives :

Padma V. Shah	Mother of Mr.Nirmal V.Shah
Sameer V. Shah	Brother of Mr.Nirmal V.Shah
Mamta N. Shah	Spouse of Mr.Nirmal V.Shah
Rahul Shah	Son of Mr.Nirmal V.Shah
Kshitia Shah	Daughter of Mr.Nirmal V.Shah
Alpana S. Shah	Sister of Mr.Nirmal V.Shah
Jyoti N. Mehta	Sister of Mr.Nirmal V.Shah

v. Entities over which Key Management personnel are able to exercise significant influence :

Finor Piplaj Chemicals Ltd, Visan Holdings Pvt. Ltd., Chembond material technologies limited

b) The following transactions were carried out with related parties in the ordinary course of business

Description of the nature of transactions	31.03.2026							31.03.2025						
	Holding Company	Subsidiary	Associate	Fellow Subsidiary	KMP	Entities over which Key Management	Total	Holding Company	Subsidiary	Associate	Fellow Subsidiary	KMP	Entities over which Key Management	Total
Sales of Goods	1,308.93	163.96	-	-	-	140.39	1,636.33	978.78	102.85	-	-	-	139.48	1,221.11
Chembond Chemical Limited	1,308.93						1,308.93	978.78					1.76	980.54
Chembond Material Technologies Ltd						15.56	15.56							-
Finor Piplaj Chemicals Ltd						124.83	124.83						137.71	137.71
Chembond Distribution Ltd				23.04			23.04							
Chembond Water Technologies Ltd Malaysia		75.14					75.14		92.57					92.57
Chembond Water Technologies (THAILAND) Co.Ltd		88.83					88.83		10.28					10.28
Chembond Biosciences Limited							-						0.01	0.01
Purchase of Goods	1,094.65	-	-	124.12	-	2,408.07	3,626.83	1,490.70	-	13.82	30.28	-	1,971.48	3,506.27
Chembond Chemical Ltd	1,094.65						1,094.65	1,490.70					9.74	1,500.45
Rewasoft Solutions Private Limited				15.39			15.39			13.82				13.82
Chembond Distribution Ltd				108.63			108.63				29.25			29.25
Finor Piplaj Chemicals Ltd						2,140.47	2,140.47						1,961.73	1,961.73
Chembond Material Technologies Ltd						267.60	267.60							-
Chembond Calvatis Industrial Hygiene Systems Ltd				0.09			0.09				1.02			1.02
Dividend Paid	250.00	-	-	-	-	-	250.00	200.00	-	-	-	-	-	200.00
Chembond Chemical Ltd	250.00						250.00	200.00						200.00
Rent Received	-	-	-	1.20	-	1.80	3.00	1.20	-	-	1.20	-	1.20	3.60
Chembond Material Technologies Ltd						1.80	1.80						1.20	1.20
Chembond Chemical Ltd								1.20						1.20
Chembond Calvatis Industrial Hygiene Systems Ltd				1.20			1.20				1.20			1.20
Jobwork charges (Net)	841.06	-	-	-	-	(0.51)	840.55	572.57	-	-	-	-	232.67	805.24
Chembond Chemical Ltd	841.06						841.06	572.57						572.57
Chembond Material Technologies Ltd						(0.51)	(0.51)						232.67	232.67
Reimbursement of Expenses	200.00	-	-	-	-	-	200.00	-	-	-	-	-	200.00	200.00
Chembond Chemical Ltd	200.00						200.00							
Chembond Material Technologies Ltd													200.00	200.00
Dividend Income	-	100.57	-	-	-	-	100.57	-	150.00	-	-	-	-	150.00
Chembond Chemical Ltd									150.00					150.00
Chembond Water Technologies Ltd Malaysia		100.57					100.57							
Rental Expenses	62.72	-	-	-	-	3.00	65.72	63.54	-	-	-	-	3.00	66.54
Chembond Chemical Ltd	62.72						62.72	63.54						63.54
Finor Piplaj Chemicals Ltd						3.00	3.00						3.00	3.00
CSR Expenditure	-	-	-	-	-	-	-	-	-	-	-	-	47.96	47.96
Visan Holdings Pvt Ltd													47.96	47.96
Director Remuneration	-	-	-	-	276.00	-	276.00	-	-	-	-	205.16	-	205.16
Nirmal V. Shah					123.00		123.00						79.40	79.40
Vinod J. Deshpande					153.00		153.00						125.77	125.77
Director Sitting Fees	-	-	-	-	2.10	-	2.10	-	-	-	-	2.10	-	2.10
Mahendra Ghelani					0.60		0.60					1.20		1.20
Sushil Lakhani												0.70		0.70
Dr Prakash Trivedi					1.50		1.50					0.20		0.20
Balance at the end of the year	-	-	-	-	-	-	-	-	-	-	-	-	-	-
A. Sundry Debtors	-	-	-	23.69	-	22.61	46.30	21.96	-	-	0.11	-	27.03	49.09
Chembond Material Technologies Pvt Ltd													8.56	8.56
Chembond Distribution Ltd				23.60			23.60							
Chembond Calvatis Industrial Hygiene Systems Ltd				0.09			0.09					0.11		0.11
Finor Piplaj Chemicals Ltd						22.61	22.61						18.46	18.46
Chembond Chemical Ltd								21.96						21.96
B. Sundry Creditors	486.20	-	-	0.16	-	275.25	771.57	338.45	-	(2.77)	2.54	-	203.71	541.94
Chembond Material Technologies Ltd						9.96	9.96							
Chembond Polymers and Materials Ltd														
S and N Ventures Ltd														
Finor Piplaj Chemicals Ltd						275.25	275.25						196.17	196.17
Chembond Distribution Ltd				0.07			0.07					2.54		2.54
Chembond Clean Water Technologies Ltd														
Protochem Industries Pvt Ltd														
Rewasoft Solutions Private Limited										(2.77)				(2.77)
Chembond Calvatis Industrial Hygiene Systems Ltd				0.09			0.09							
Chembond Chemicals Ltd	486.20						486.20	338.45					7.54	345.99



38 Trade receivables ageing schedule on 31 March 2026

Particulars	Outstanding for following periods from due date of payment						Total
	Not due	Less than 6 months	6 months - 1 Year	1 -2 Year	2 -3 Year	More than 3 Years	
Trade receivables							
Undisputed trade receivables - considered	-	8,936.49	467.99			-	9,404.49
Undisputed trade receivables - which have	-	-	-	-	570.48	-	570.48
Undisputed trade receivables - credit	-	-	-	-	-	-	-
Disputed trade receivables - considered	-	-	-	-	-	-	-
Disputed trade receivables - which have	-	-	-	-	-	-	-
Disputed trade receivables - credit impaired	-	-	-	-	-	-	-
	-	8,936.49	467.99	-	570.48	-	9,974.97
Less: Impairment Loss Allowance					(570.48)		(570.48)
Trade receivables							9,404.49

Ageing for trade receivables as at March 31, 2025 is as follows:

Particulars	Outstanding for following periods from due date of payment						Total
	Not due	6 months	1 Year	1 -2 Year	2 -3 Year	3 Years	
Trade receivables -Billed							
Undisputed trade receivables - considered good	-	7,321.44	724.70	-	-	-	8,046.14
Undisputed trade receivables - which have significant increase in credit risk	-	-	-	-	1,065.76	-	1,065.76
Undisputed trade receivables - credit impaired	-	-	-	-	-	-	-
Disputed trade receivables - considered good	-	-	-	-	-	-	-
Disputed trade receivables - which have significant increase in credit risk	-	-	-	-	-	-	-
Disputed trade receivables - credit impaired	-	-	-	-	-	-	-
	-	7,321.44	724.70	-	1,065.76	-	9,111.90
Less: Impairment Loss Allowance					(1,065.76)		(1,065.76)
Trade Receivables							8,046.14

Trade Payables

39 Trade Payables ageing schedule on 31 March 2026

Particular	Outstanding for following periods from due date of payment					Total
	Not due	Less than 1 Year	1-2 Year	2-3 Year	More than 3 Year	
MSME	1,046.82					1,046.82
Others	799.78	592.27	6.54	128.05	2.34	1,528.98
Disputed dues - MSME	-	-	-	-	-	-
Disputed dues - Others	-	-	-	-	-	-
Net Trade Payable	1,846.60	592.27	6.54	128.05	2.34	2,575.80

Ageing for trade payables outstanding as at March 31, 2025 is as follows:

Particular	Outstanding for following periods from due date of payment					Total
	Not due	Less than 1 Year	1-2 Year	2-3 Year	More than 3 Year	
MSME	168.59					168.59
Others	1,937.42	1.73	128.05	2.34	-	2,069.53
Disputed dues - MSME	-	-	-	-	-	-
Disputed dues - Others	-	-	-	-	-	-
Net Trade Payable	2,106.00	1.73	128.05	2.34	-	2,238.12

40 Assets under development aging schedule as on 31.03.26

Particulars	For the year ended 31st March, 2026			
	Amount in assets under development for a period of			
	Less than 1 yr.	2-3 yrs.	More than 3 yrs.	Total
(i) Projects in progress	0.69	-	-	0.69
Total	0.69	-	-	0.69

Assets under development aging schedule as on 31.03.25

Particulars	For the year ended 31st March, 2025			
	Amount in assets under development for a period of			
	Less than 1 yr.	2-3 yrs.	More than 3 yrs.	Total
(i) Projects in progress	-	-	-	-
Total	-	-	-	-



41 Ratios

Ratio	Numerator	Denominator	Current Year	Previous year	% variance	Reason for variance
Current ratio (in times)	Total current assets	Total current liabilities	4.65	4.30	8.14%	Since %varaince is less than
Debt-Equity ratio (in times)	Debt	Total equity	-	-	-	NA
Debt service coverage ratio (in times)	Earning for Debt service = Net Profit after taxes + Non cash operating expenses +	Debt service = Interest and lease payments + Principal	144.93	599.47	-75.82%	Interest Payments for FY 2025-26 has been increased
Return On equity ratio (in %)	Profit for the year	Average total equity	20.29%	25.20%	-19.51%	Since %varaince is less than 25% reason is not required.
Inventory turnover ratio (in times)	Raw materials, subassemblies, components, finished goods and work in progress consumed	Average inventories	10.45	10.53	-0.79%	Since %varaince is less than 25% reason is not required.
Trade receivable turnover ratio (in times)	Revenue from operations	Average trade receivables	3.04	3.21	-5.56%	Since %varaince is less than 25% reason is not required.
Trade payables turnover ratio (in times)	Total supplier purchases	Average trade payables	5.97	5.31	12.55%	Since %varaince is less than 25% reason is not required.
Net capital turnover ratio (in times)	Revenue from operations	Average working capital (ie. Total current assets less Total current liabilities)	2.39	2.58	-7.12%	Since %varaince is less than 25% reason is not required.
Net profit ratio (in %)	Profit for the year	Revenue from operations	9.92%	11.55%	-14.10%	Since %varaince is less than 25% reason is not required.
Return on capital employed (in %)	Profit before tax and finance cost	Capital employed = Net worth + Lease	24.71%	31.49%	-21.55%	Since %varaince is less than 25% reason is not required.
Return on investments (in %)	Income generated from invested funds	Average invested funds	2.39%	1.21%	98.39%	Increased in sale of investment resulted in increase in ROI



42 Additional regulatory information not disclosed elsewhere in the financial information

- A** The Company and its Indian subsidiaries do not have any Benami property and no proceedings have been initiated or pending against the Company and its Indian subsidiaries for holding any Benami property, under the Benami Transactions (Prohibitions) Act, 1988 (45 of 1988) and the rules made thereunder.
- B** The Company do not have any transactions with struck off companies under section 248 of the Companies Act, 2013 or section 560 of the Companies Act, 1956.
- C** The Company does not have any charge which is yet to be registered / satisfied with ROC beyond the statutory period
- D** The Company have not advanced or loaned or invested funds to any other person(s) or entity(ies), including foreign entities (Intermediaries) with the understanding that the Intermediary shall:
directly or indirectly lend or invest in other persons or entities identified in any manner whatsoever by or on behalf of the Group (Ultimate Beneficiaries) or provide any guarantee, security or the like to or on behalf of the Ultimate Beneficiaries
- E** The Company have not received any fund from any person(s) or entity(ies), including foreign entities (Funding Party) with the understanding (whether recorded in writing or otherwise) that the Group shall:
directly or indirectly lend or invest in other persons or entities identified in any manner whatsoever by or on behalf of the Funding Party (Ultimate Beneficiaries) or provide any guarantee, security or the like on behalf of the Ultimate Beneficiaries,
- F** The Company has not undertaken any transaction which is not recorded in the books of accounts that has been surrendered or disclosed as income during the year in the tax assessments under the Income Tax Act, 1961 (such as, search or survey or any other relevant provisions of the Income Tax Act, 1961).
- G** The Company have not traded or invested in Crypto currency or Virtual Currency during the current or previous year.
- H** The Company has not been declared as a 'Wilful Defaulter' by any bank or financial institution (as defined under the Companies Act, 2013) or consortium thereof, in accordance with the guidelines on wilful defaulters issued
- I** The company has complied with the number of layers prescribed under clause (87) of section 2 of the Act read with Companies (Restriction on number of Layers) Rules, 2017.

43 EARNINGS PER SHARE

Net Profit available to Equity Shareholders (Rs. In Lakhs)	2,627.79	2,654.29
Total number of Equity Shares (Face value of Rs. 10/- each fully paid up)	5,00,000	5,00,000
Weighted No. of Equity Shares	5,00,000	5,00,000
Basic Earnings per Share (in Rupees)	525.56	530.86
Diluted No. of Equity Shares	5,00,000	5,00,000
Diluted Earnings per Share (in Rupees)	525.56	530.86

44 SEGMENT REPORTING

The Operating segments are defined as components of an enterprise for which discrete financial information is available that is evaluated regularly by the chief operating decision-maker at respective entity level in assessing the performance and deciding on allocation of resources. The Company, accordingly, has only one reportable business segment, i.e., 'Speciality Chemicals'.

As per Ind AS 108- "Operating Segment"(para 4), segment information has been provided under the Notes to Consolidated Financial Statements of Chembond Chemicals Limited (Formerly known as Chembond Chemical Specialties Limited)) and therefore no separate disclosure on segment information is given in standalone financial results.



45	Contingent Liabilities not provided for are in respect of : Particulars	FY 2025-26	FY 2024-2025
		A. Income Tax matter	
	(i) The demand raised by Deputy Commissioner of Income Tax, Mumbai for the AY 2009-10.	8.75	8.23
	(ii) The demand raised Centralized Processing Center Income Tax Department for AY 2020-21	1.01	-
	(iii) Income Tax (TDS)	0.26	0.32
	Total	10.02	8.55
	B. GST matter		
	(i) The demand raised by GST Department.	19.77	11.92
	Total	19.77	11.92

Income Tax Matters

(i) The Income Tax Department has raised a demand notice (No. 2011200910067087476C dated December 29, 2011) for Assessment Year 2009-10, proposing to adjust the outstanding demand of ₹ 3.05 Lakhs against the refund due to the Company in subsequent years.

(ii) The Income Tax Department raised a demand of ₹ 4.25 Lakhs u/s 154 of the Income Tax Act, 1961 (Order No. 2025202037407019296C dated November 5, 2025) for AY 2020-21. Of this, ₹ 3.23 Lakhs pertaining to disallowance of donation expenditure has been paid by the Company. The balance demand of ₹ 1.01 Lakhs relating to Dividend Distribution Tax (DDT) is currently pending, against which the Company has filed its reply.

(iii) The Company has TDS defaults aggregating to ₹ 0.26 Lakhs pertaining to interest on late payment, short deduction, and interest on short deduction for the Financial Years 2007-08 to 2011-12, which are currently pending before the relevant tax authorities

GST Matters

(a) The Company has received a demand order (No. 03/S/RNLG/G/B/24-25) dated 22/10/2024 from the Office of Superintendent, CGST Nalagarh, Baddi in respect of short payment of GST of ₹ 0.92 Lakhs and wrongful availment of Input Tax Credit of ₹ 10.99 Lakhs pertaining to the tax period July 2017 to March 2018 (FY 2017-18). The said demand has been contested by the Company and is currently under appeal with the appropriate authority.

(b) Demand Order (ZD240324042530Y) dated 21/03/2024 has been received from the Assistant Commissioner, Ghatak 45, Vadodara (Range-12, Division-5, Gujarat) pertaining to Tax period 2018 - 19 in respect of excess turnover declared in GSTR-1 as compared to GSTR-9 and disallowance of ITC claimed in GSTR-3B not reflected in GSTR-2A. The demand has been contested by the Company and is currently under appeal with the aforementioned authority. The amount of demand sums upto to ₹ 7.85 lakhs representing Tax due, interest & penalty.

46 Subsequent Events occurring after Balance Sheet date

There are no significant subsequent events between the year ended March 31, 2026 and signing of Financial Statements as on May 16, 2026 which have material adjusting impact on the financials of the Company.

47 Audit Trail

The Ministry of Corporate Affairs (MCA) has issued a notification – Companies (Accounts) Amendment Rules, 2021 which is effective from 1st April, 2023. The amendment requires that every company which uses an accounting software for maintaining its books of account shall use an accounting software where there is feature of recording audit trail of each and every transaction and further creating an edit log of each change made to the books of account along with the date when such changes were made and ensuring that the audit trail cannot be disabled.

The Company uses an accounting software for maintaining books of account which has a feature of recording audit trail and edit log facility and that has been operative throughout the financial year for the transactions recorded in the software impacting books of account at the application level. The software being managed on public cloud, users of the company do not have access to enable, disable, deactivate or tamper with the audit trail setting.

48 Composite Scheme of Arrangement

The figures for the comparative financial position pertaining to the FY 2024-25 are after considering the effect of demerger and amalgamation pursuant to NCLT order dated 7th April, 2025, as per the method of accounting prescribed in the composite scheme of arrangement and in accordance with principles of Indian Accounting Standards, including IND AS 103 (Business Combinations).



49 The Government of India has consolidated 29 existing labour legislations into a united framework comprising four Labour Code viz Code on wages 2019, Code on Social Security 2020, Industrial Relation Code 2020, and Occupational Safety, Health and Working Condition Code 2020 (collectively referred to as the New Labour Codes). These Codes have been made effective from 21st November, 2025. The corresponding all supporting rules under these codes are yet to be notified. The incremental impact of these changes on the employee benefit expenses, estimated by the Company, on the basis of the information available, consistent with the guidance provided by the Institute of Chartered Accountants

50 **Approval of Financial Statements**

The above Standalone Financial Statements for the year ended 31st March 2026, have been reviewed by the Audit Committee and approved by the Board of Directors at their meeting held on 16th May 2026. The Statutory Auditors of the Company have audited the annual results.

51 Previous year figures have been regrouped, reallocated and reclassified wherever necessary to confirm to current years classification and presentation.

As per our attached report of even date

For S H B A & Co LLP

Chartered Accountants

FRN - 101046W/W100063

UDIN: 26134767VFDRBW7445

For and On behalf of the Board of Directors

Chembond Water Technologies Limited

CIN: U24110MH1984PLC143564



Jatin A. Thakkar

Partner

Membership No. : 134767

Place : Mumbai.

Date : 16th May, 2026



Nirmal V. Shah

Manging Director

DIN : 00083853

Place : Mumbai.

Date : 16th May, 2026



Vinod J. Deshpande

Director

DIN: 07529370

Place : Mumbai.

Date : 16th May, 2026