


Chembond Chemicals Limited

Chembond Centre, EL-71 Mahape MIDC,
Navi Mumbai 400 710. India.
T: (+91 22) 3921 3000, 3921 3001
F: (+91 22) 2768 1294
E: info@chembondindia.com
U: www.chembondindia.com
CIN: L24100MH1975PLC018235



Date: 28th October, 2016

To,
BSE Limited
Dalal Street, Fort,
Mumbai-400 001.

Ref : Company Code No. 530871

Sub : Re-submission of unaudited financial results for the quarter and half year ended 30th September, 2016

Dear Sir / Madam,

The Company has vide its letter dated 27th October, 2016 submitted the unaudited financial results (standalone and consolidated) for the quarter and half year ended 30th September, 2016 to the Stock Exchange. However in the consolidated results page at serial no. 17, in the 4th column i.e. for half year ended 30.09.2016, the Paid-Up Equity Share Capital was wrongly mentioned as Rs. 1339.38 Lac instead of correct figure of Rs. 669.69 Lac due to oversight.

In view of the above, we are enclosing herewith the revised unaudited financial results (standalone and consolidated) for the quarter and half year ended 30th September, 2016.

We regret the inconvenience caused.


Kindly take the above on record.

Thanking you,

Yours faithfully,
For **Chembond Chemicals Limited**

A handwritten signature in black ink, appearing to read "Jay Mistry".

Jay Mistry
Company Secretary & Compliance Officer
(ACS-34264)



Encl: as above

CHEMBOND CHEMICALS LIMITED



CIN L24100MH1975PLC018235

Regd. Office: Chembond Centre, EL 71, Mahape MIDC, Navi Mumbai - 400 710

Unaudited Financial Results for the Quarter and Half Year Ended 30th September, 2016

(Rs. In Lacs)

Sr. No	Particulars	Standalone					
		Quarter Ended		Half Year Ended		Year Ended	
		30.09.2016	30.06.2016	30.09.2015	30.09.2015	31.03.2016	
		Unaudited	Unaudited	Unaudited	Unaudited	Unaudited	Audited
1	Income From Operations						
	a. Net Sales/Income from Operations (Net of Excise Duty)	5,541.71	5,484.06	5,476.39	11,025.77	10,798.57	21,512.41
	b. Other Operating Income	2.91	9.80	11.50	12.71	71.45	108.09
	Total Income from Operations (Net)	5,544.61	5,493.87	5,487.89	11,038.48	10,870.03	21,620.51
2	Expenditure						
	a. Cost of material consumed	4,349.50	4,583.93	4,537.73	8,933.43	9,011.33	17,652.96
	b. Purchase of Stock-in-trade	34.50	14.47	40.69	48.98	52.37	151.29
	c. Changes in inventory of Finished Goods, Work-in-progress and Stock-in-trade	130.12	(64.85)	(34.81)	65.27	(99.14)	(7.12)
	d. Employees Benefit Expenses	536.48	532.76	494.20	1,069.25	998.74	1,959.48
	e. Depreciation and Amortisation Expenses	66.49	66.68	64.37	133.16	129.13	268.57
	f. Other Expenses	371.70	316.35	291.06	688.05	565.44	1,880.76
	Total Expenses	5,488.80	5,449.34	5,393.25	10,938.14	10,657.88	21,905.93
3	Profit from Operations before Other Income, finance costs and Exceptional Items	55.82	44.52	94.64	100.34	212.15	(285.42)
4	Other Income	70.08	145.55	277.07	215.63	365.05	3,402.32
5	Profit from ordinary activities before finance cost & exceptional items	125.90	190.08	371.72	315.97	577.20	3,116.90
6	Finance Costs	16.18	12.86	20.75	29.04	76.25	120.03
7	Profit from ordinary activities after finance costs but before exceptional items	109.72	177.21	350.96	286.93	500.95	2,996.87
8	Exceptional Items	-	-	-	-	17,551.00	15,570.48
9	Profit from ordinary activities before tax	109.72	177.21	350.96	286.93	18,051.95	18,567.36
10	Tax Expense	1.67	29.97	73.72	31.63	3,680.63	3,444.76
11	Net Profit from ordinary activity after tax	108.05	147.25	277.25	255.30	14,371.32	15,122.59
12	Extraordinary Items	-	-	-	-	-	-
13	Net Profit For the Period	108.05	147.25	277.25	255.30	14,371.32	15,122.59
14	Paid-up equity share capital (face value of Rs 5 per share)	669.69	669.69	667.64	669.69	667.64	669.69
15	Reserves excluding Revaluation Reserve as per balance sheet of previous accounting Year						19,010.71
16	Earning Per Share (of Rs.5 each) (not annualised)						
	Basic EPS	0.81	1.10	2.08	1.91	107.63	113.23
	Diluted EPS	0.80	1.09	2.03	1.88	105.15	111.50



CHEMBOND CHEMICALS LIMITED

CIN L24100MH1975PLCD18235

Regd. Office: Chembond Centre, EL 71, Mahape MIDC, Navi Mumbai - 400 710

NOTES:

- 1 The above results for the quarter and half year ended 30th September 2016, have been reviewed by the Audit Committee and approved by the Board of Directors at their meeting held on 27th October, 2016 and subjected to limited review by the Statutory Auditors.
- 2 The Company operates in a single business segment, namely "Specialty Chemicals" and therefore the information pursuant to AS - 17 is not applicable.
- 3 Other Income includes dividend from Subsidiary for the quarter and half year ended 30th September 2016 of Rs. Nil (Rs. Nil) and Rs. Nil (Rs. 69.30 Lacs) respectively, Dividend from Mutual Fund & Equity Investment and Profit on sale of Investments respectively.
- 4 Exceptional Items represent profit/loss on sale of investments.
- 5 During the Quarter, the face value of the equity shares has been subdivided from Rs.10/-each to Rs. 5/-each per equity share with effect from 7th September 2016. Consequently, as required by Accounting standard 20 "Earning Per Share" (EPS), the EPS for all reported periods has been disclosed considering increased number of shares post Sub-division.
- 6 The Company has Investments and Debtors aggregating Rs.1124.15 lacs as on 30th September 2016 in two subsidiaries and one associate company whose net worth has eroded. However no provision is considered necessary as Management is confident enough to bring positive trend in near future and the Investments are long term and losses are temporary in nature.
- 7 Statement of Assets & Liabilities. (Rs in Lacs)

Particulars	Standalone	
	As at	As at
	30.09.2016	31.03.2016
	Unaudited	Audited
EQUITY AND LIABILITIES		
Shareholder's Funds		
Share Capital	669.69	669.69
Reserves and Surplus	19,266.02	19,010.71
	19,935.72	19,680.40
Non-Current Liabilities		
Long-term Borrowings	-	-
Deferred Tax Liabilities (Net)	226.81	226.38
Long-term Provisions	58.74	85.79
	285.55	312.17
Current Liabilities		
Short-term Borrowings	906.47	819.54
Trade Payables	3,634.12	3,427.72
Other Current Liabilities	640.68	663.66
Short-term Provisions	-	68.71
	5,181.27	4,979.63
Total	25,402.53	24,972.21
ASSETS		
Non-Current Assets		
Fixed Assets		
Tangible Assets	3,578.20	3,619.65
Intangible Assets	57.76	61.21
Capital Work-in-Progress	219.99	174.38
	3,855.95	3,855.24
Non Current Investments	8,230.49	8,585.65
Long Term Loans & Advances	155.55	159.23
	8,386.04	8,744.88
Current assets		
Current Investment	6,880.50	1,935.72
Inventories	2,203.89	2,025.97
Trade Receivables	3,509.87	2,933.71
Cash and Cash Equivalents	33.23	539.55
Short Term Loans and Advances	129.04	185.28
Other Current Asset	404.00	4,751.86
	13,160.54	12,372.09
Total	25,402.53	24,972.21

8 Previous quarter figures have been regrouped or reallocated wherever necessary to conform to this quarter classification.

By Order of the Board of Directors
For CHEMBOND CHEMICALS LTD

Sameer V. Shah
Chairman & Managing Director

Place : Mumbai
Date : 27th October, 2016



CHEMBOND CHEMICALS LIMITED

CIN L24100MH1975PLC018235

Regd. Office: Chembond Centre, EL 71, Mahape MIDC, Navi Mumbai - 400 710

Unaudited Financial Results for the Quarter and Half Year Ended 30th September, 2016

(Rs. in Lacs)

Sr. No	Particulars	Consolidated					
		Quarter Ended			Half Year Ended		Year Ended
		30.09.2016	30.06.2016	30.09.2015	30.09.2016	30.09.2015	31.03.2016
	Unaudited	Unaudited	Unaudited	Unaudited	Unaudited	Audited	
1	Income From Operations						
	a. Net Sales/Income From Operations (Net of Excise Duty)	7,142.61	6,861.75	6,860.99	14,004.36	13,454.61	27,053.62
	b. Other Operating Income	41.56	31.98	37.47	73.54	101.63	189.28
	Total Income from Operations (Net)	7,184.17	6,893.73	6,898.46	14,077.90	13,556.24	27,242.90
2	Expenditure						
	a. Cost of material Consumed	4,400.37	4,641.20	4,554.56	9,041.57	9,075.11	17,947.94
	b. Purchase of Stock-in-trade	64.55	19.24	78.31	83.79	89.99	151.29
	c. Changes in inventory of finished Goods, work-in-progress and Stock-in-trade	127.32	(60.99)	(21.77)	66.33	(86.43)	18.85
	d. Employees Benefit Expenses	1,017.70	1,001.28	936.91	2,018.98	1,864.31	3,833.81
	e. Depreciation and Amortisation Expenses	91.35	90.43	87.64	181.78	175.74	354.51
	f. Other expenses	1,058.72	926.05	896.58	1,984.77	1,670.90	4,025.37
	Total Expenses	6,760.01	6,617.20	6,532.23	13,377.21	12,789.61	26,331.78
3	Profit from Operations before Other Income, finance costs and Exceptional Items	424.16	276.54	366.23	700.69	766.63	911.12
4	Other Income	70.08	145.55	277.07	215.63	295.75	3,183.06
5	Profit from ordinary activities before finance cost & exceptional items	494.24	422.09	643.30	916.33	1,062.38	4,094.18
6	Finance Costs	26.10	25.63	39.08	51.73	109.04	181.36
7	Profit from ordinary activities after finance costs but before exceptional items	468.14	396.46	604.22	864.60	953.34	3,912.82
8	Exceptional items	-	-	-	-	17,551.00	15,570.48
9	Profit from ordinary activities before tax	468.14	396.46	604.22	864.60	18,504.34	19,483.30
10	Tax Expense	117.24	112.94	181.53	230.18	3,868.87	3,836.62
11	Net Profit from ordinary activity after tax	350.90	283.52	422.69	634.42	14,635.46	15,646.68
12	Extraordinary Items	-	-	-	-	-	-
13	Net Profit For the Period	350.90	283.52	422.69	634.42	14,635.46	15,646.68
14	Share of (Profit)/Loss from Associates	-	-	-	-	-	-
15	Minority Interest	108.53	55.56	90.25	164.08	164.70	281.45
16	Net Profit After Taxes, Minority Interest and After Share of (Profit)/Loss of Associates	242.37	227.96	332.44	470.33	14,470.76	15,365.23
17	Paid-up equity share capital (face value of Rs 5 per share)	669.69	669.69	667.64	669.69	667.64	669.69
18	Reserves excluding Revaluation Reserve as per balance sheet of previous accounting Year	-	-	-	-	-	19,973.08
19	Earning Per Share (of Rs.5 each) (not annualised)						
	Basic EPS	1.81	1.71	2.49	3.52	108.37	115.04
	Diluted EPS	1.79	1.68	2.43	3.47	105.88	113.29

NOTES:

1 The above results for the quarter and half year ended 30th September 2016, have been reviewed by the Audit Committee and approved by the Board of Directors at their meeting held on 27th October, 2016.


2 Exceptional items represent profit/loss on sale of investments.

3 During the Quarter, the face value of the equity shares has been subdivided from Rs.10/-each to Rs. 5/-each per equity share with effect from 7th Spetember 2016. Consequently, as required by Accounting standard 20 "Earning Per-Share" (EPS), the EPS for all reported periods has been disclosed considering increased number of shares post Sub-division.

4 The Requirement as Per Accounting Standard-17 "Segment Reporting"

(Rs. in Lacs)

Particulars	Quarter Ended			Half Year Ended		Year Ended
	30.09.2016	30.06.2016	30.09.2015	30.09.2016	30.09.2015	31.03.2016
	Unaudited	Unaudited	Unaudited	Unaudited	Unaudited	Audited
Segment Revenue						
a) Speciality Chemical	13,984.85	6,845.05	6,812.63	13,936.17	13,318.71	26,791.96
b) Equipments	93.05	48.68	85.83	141.73	237.53	450.94
Total	14,077.90	6,893.73	6,898.46	14,077.90	13,556.24	27,242.90
Segment Result Before Interest & Tax						
a) Speciality Chemical	905.01	447.50	652.67	930.42	1,053.33	4,058.38
b) Equipments	11.32	(25.41)	(9.36)	(14.09)	9.04	35.79
Total	916.33	422.09	643.30	916.33	1,062.38	4,094.18
Less: Finance Cost	51.73	25.63	39.08	51.73	109.04	181.36
Profit Befor Tax	864.60	396.46	604.22	864.60	953.34	3,912.82



CHEMBOND CHEMICALS LIMITED

CIN L24100MH1975PLC018235

Regd. Office: Chembond Centre, EL 71, Mahape MIDC, Navi Mumbai - 400 710

Unaudited Financial Results for the Quarter and Half Year Ended 30th September, 2016

5 Additional Information on Stand Alone Basis are as Follows:

(Rs. in Lacs)

Standalone Details	Quarter Ended			Half Year Ended		Year Ended
	30.09.2016 Unaudited	30.06.2016 Unaudited	30.09.2015 Unaudited	30.09.2016 Unaudited	30.09.2015 Unaudited	31.03.2016 Audited
Turnover	5,544.61	5,493.87	5,487.89	11,038.48	10,870.03	21,620.51
Profit Before Tax	109.72	177.21	350.96	286.93	18,051.95	18,567.36
Profit After Tax	108.05	147.25	277.25	255.30	14,371.32	15,122.59

Profit After Tax includes dividend for the Quarter and half year ended 30th September, 2016 Rs. Nil (Rs. Nil) and Rs. Nil (Rs. 69.30 Lacs) and Year ended 31st March 2016 Rs 231.55 lacs from Subsidiary Company.

6 Statement of Assets & Liabilities.

(Rs in Lacs)

Particulars	Consolidated	
	As at 30.09.2016 Unaudited	As at 31.03.2016 Audited
EQUITY AND LIABILITIES		
Shareholder's Funds		
Share Capital	669.69	669.69
Reserves and Surplus	20,443.42	19,973.08
	21,113.11	20,642.77
Minority Interest	1,584.83	1,404.94
Non-Current Liabilities		
Long-term Borrowings	63.43	63.41
Deferred tax Liabilities (Net)	247.12	246.71
Long-term Provisions	60.61	94.00
	371.16	404.12
Current Liabilities		
Short-term Borrowings	1,067.88	1,013.95
Trade Payables	4,377.62	4,258.20
Other current Liabilities	895.03	907.53
Short-term Provisions	238.34	250.64
	6,578.86	6,430.32
Total	29,647.96	28,882.15
ASSETS		
Non-Current Assets		
Fixed Assets		
Tangible Assets	4,031.37	4,034.19
Intangible Assets	684.16	679.65
Capital Work-in-Progress	229.99	174.38
	4,945.52	4,888.22
Non Current Investments	6,170.19	6,542.95
Long Term Loans & Advances	364.67	401.35
	6,534.86	6,944.29
Current assets		
Current Investment	7,150.34	2,255.02
Inventories	2,493.59	2,285.55
Trade Receivables	6,554.28	5,787.15
Cash and Bank Balances	1,300.36	1,680.97
Short Term Loans and Advances	256.15	309.09
Other Current Asset	412.85	4,751.86
	18,167.58	17,049.64
Total	29,647.96	28,882.15

7 Previous quarter figures have been regrouped or reallocated wherever necessary to conform to this quarter classification.

By Order of the Board of Directors
For CHEMBOND CHEMICALS LTD

Sameer V. Shah
Chairman & Managing Director

Place : Mumbai
Date : 27th October, 2016





No.: 1100/2016

LIMITED REVIEW REPORT ON THE UNAUDITED HALF YEARLY STANDALONE
FINANCIAL RESULTS OF CHEMBOND CHEMICALS LIMITED FOR
THE HALF YEAR ENDED 30th SEPTEMBER, 2016

To
The Board of Directors,
Chembond Chemicals Limited
Chembond Centre,
EL-71, Mahape, M.I.D.C.,
Navi Mumbai-400 705.

We have reviewed the accompanying statement of unaudited standalone financial results of CHEMBOND CHEMICALS LIMITED ("the Company") for the Six Months ended 30th September, 2016 ("the Statement"). This Statement is the responsibility of the Company's management and has been reviewed by the Audit Committee and approved by the Board of Directors. Our responsibility is to issue a report on this financial statement based on our review.

We conducted our review of the Statement in accordance with the Standard on Review Engagements (SRE) 2410, "Review of Interim Financial Information Performed by the Independent Auditor of the Entity" issued by the Institute of Chartered Accountants of India. This standard requires that we plan and perform the review to obtain moderate assurance as to whether the Statement is free of material misstatement. A review is limited primarily to inquiries of company personnel and analytical procedures applied to financial data and thus provide less assurance than an audit. We have not performed an audit and accordingly, we do not express an audit opinion.


Without qualifying our review report, we draw attention to Note no. 6 of the Statement relating to the exposure by way of investments and debtors aggregating Rs.1266.11 lakhs in two subsidiaries and one associate company whose net worth have eroded. No provision has been considered necessary by the Company in this regard as Management is confident of positive trend in near future and the investments are long term and losses are temporary in nature.



...2...

Based on our review conducted as above, nothing has come to our attention that causes us to believe that the accompanying Statement of standalone unaudited financial results for the Six Months ended 30th September, 2016, read with the Notes thereon, prepared in accordance with applicable Accounting Standards and other recognized accounting practices and policies, has not disclosed the information required to be disclosed in terms of Regulation 33 of the SEBI (Listing Obligations and Disclosure Requirements) Regulations, 2015 including the manner in which it is to be disclosed, or that it contains any material misstatement.

For M/s. Kastury & Talati
Chartered Accountants
Firm Regn No.: 104908W



Dhiren P. Talati: Partner
Membership No.: F/41867

Place: Mumbai
Date : 27.10.2016

